

SINGER
22W165 to W170

LIST OF PARTS



MACHINES Nos. 22w165 to 22w170

THE SINGER MANUFACTURING COMPANY

INDEX

	PAGE
ACCESSORIES	37
BOBBIN WINDER	37
FEED DOGS	40
KNEE LIFTER	38
LAP SEAM FELLERS	60
MACHINE No. 22w165	7
" " 22w166	18
" " 22w167	20
" " 22w168	22
" " 22w169	24
" " 22w170	35
NEEDLE HOLDERS	45
NUMERICAL LIST OF PARTS	65
OBSOLETE PARTS	61
PRESSER FEET	46
THREAD UNWINDER	39
THROAT PLATES	58

From the library of: Diamond Needle Corp

Instructions for Ordering

In ordering from this list, use **ONLY** the **PART** number in the **FIRST** column.

The number stamped on a Sewing Machine Part is the number of the Single Part only, except when the part includes Set Screws, Clamping Screws, Studs and Rollers Spun on, Small Wires riveted, or Parts soldered together, etc., which it is necessary to furnish in combination.

Every combination of parts sent out has its specific number which, although not stamped on Parts (except in above cases) must be used when ordering the combination.

Each number always indicates the **SAME PART** in whatever list it appears, or for whatever Machine.

The letters after some of the numbers indicate the style of finish only, as follows:

- A. Hardened, Polished and Plated.
- B. Polished and Plated.
- C. Hardened only.
- D. Polished only.
- E. Soft, not polished.
- F. Hardened and Polished.
- H. Blued.

These letters **MUST BE USED** when they appear in the list and **AFTER** the number, as in the list.

In this series

200001 to 201500 are Screw Numbers.

201501 to 201800 are Nut Numbers.

201801 to 202000 are Roller Numbers.

202001 and upward are numbers of Machine Parts.


The figures in the second column refer only to the plate in which the illustration of the part is shown and are **NOT TO BE USED** in ordering.

Two or more numbers over a cut indicate that the difference between such parts is not visible in an illustration.

Parts marked with an asterisk (*) are furnished only when repairs are made at the factory.

LIST OF PARTS COMPLETE

FOR



MACHINE No. 22w165

COMPOUND FEED

For Shirts, Corsets, Underwear, etc.

In gauges from $\frac{1}{8}$ to $\frac{3}{4}$ inch

No.	Plate	Name
*204800	—	Arm with 202036
204163	12305	" Cap
200278H	12311	" " Screw
202248	13103	" " " Washer
204235	11806	" Position Pin (2)
200963E	12311	" Screw (3)
202005	12308	" " Washer (3)
213113	—	" Shaft
204801	11144	" " Bushing (back) with 202260
202260	—	Arm Shaft Bushing (back) Oil Packing (wick)
200341C	—	Arm Shaft Bushing (back) Set Screw
204802	11144	Arm Shaft Bushing (front) with 202036 and 202260
202260	—	Arm Shaft Bushing (front) Oil Packing (wick)

From the library of: Diamond Needle Corp

No.	Plate	Name
200502B	11806	Arm Shaft Bushing (front) Oil Packing Thumb Screw
202036	12338	Arm Shaft Bushing (front) Position Pin
200352c	—	Arm Shaft Bushing (front) Set Screw
204804	—	Arm Shaft Connection with four 200054E (2)
200054E	13099	Arm Shaft Connection Screw
204805	13100	Balance Wheel, 5½ in. diam. (belt groove 2¾ in. diam.), with 200328c and 200335c
200062H	12311	Balance Wheel Adjusting Screw ..
200328c	12311	" " Position Screw ...
200335c	12311	" " Set Screw
*213119	—	Bed with 202062, 203248, 203249, two each 200362c, 201516E, 200840E and 202299
202258	12345	Bed Hinge Connection (2)
200570c	12311	" " " Screw (4)
203329	13101	" Slide (back)
203301	12334	" " (front)
203470	13099	Bobbin (2)
*203520	—	" Case
203648	13099	" " Latch
*202056	—	" " " Pin
203473	13099	" " " Plunger
203474	13099	" " " Spring
203499	13099	" " Lever
203476	—	" " " Eccentric
204243	13099	" " " Position Pin
203506	13099	" " " Fulcrum
200056D	10882	" " " " Screw
203478	13099	" " " Slide Stud
203214	13099	" " Tension Spring
200984c	13099	" " " " Regulating Screw
200594c	13099	Bobbin Case Tension Spring Screw ..
203216	—	" " Washer (cloth)
203521	11238	Bobbin Case complete, Nos. 200594c, 200984c, 202056, 203214, 203216, 203473, 203474, 203520 and 203648
213118	—	Face Plate with 200366H, 200685E, 202087, 204185, two each 200368H, 202090, 204281 and three 200397H
200065c	12338	Face Plate Screw (2)
204185	13099	" " Thread Guide
200397H	12309	" " " " Set Screw

No.	Plate	Name
213676	13100	Face Plate complete, Nos. 200309E, 200577H, 202088, 204280, 213118, 223311, two each 204059 and 204272
203303	12334	Feed Bar with 204189
203309	—	" " 203303 with 200214E, 201525E and 204200
200214E	12386	Feed Bar Hinge Screw
201525E	12386	" " " " Nut
214424	12386	" " Spring
204189	12306	" " " Hook
211552	12072	Feed Dog, 50 needle hole, for needle sizes 14 and 15, in gauges from ⅜ to ½ in., in steps of ⅛ in., for 211551
211561	12073	Feed Dog, 50 needle hole, for needle sizes 14 and 15, in gauges ⅜, ⅞, 1½, 2 and 2½ in., for 211560..
211606	11828	Feed Dog, 50 needle hole, for needle sizes 14 and 15, in gauges from ⅞ to ¾ in., in steps of ⅛ in., for 211609
200106E	12311	Feed Dog Screw (2)
200075c	13099	" " Support Screw
201535E	13099	" " " " Nut
203233	12305	" Driving Cam with 200382c and 200437c
204192	—	Feed Driving Cam Fork Lever with 204195 and 204293
204193	12334	Feed Driving Cam Fork Lever Connection with 200668c and 201525E
204194	12306	Feed Driving Cam Fork Lever Connection Clamp with 200031F
200031F	12311	Feed Driving Cam Fork Lever Connection Clamp Pinch Screw
200668c	10438	Feed Driving Cam Fork Lever Connection Clamp Screw Stud
201525E	12386	Feed Driving Cam Fork Lever Connection Clamp Screw Stud Nut ..
200002E	12338	Feed Driving Cam Fork Lever Connection Hinge Screw
201522E	12338	Feed Driving Cam Fork Lever Connection Hinge Screw Nut
*204195	—	Feed Driving Cam Fork Lever Shaft
204197	12306	" " " " " " " " Collar with 200113F
200113F	12308	Feed Driving Cam Fork Lever Shaft Collar Set Screw
204293	12308	Feed Driving Cam Fork Lever Shaft Position Pin

No.	Plate	Name
204196	13099	Feed Driving Cam Fork Lever Shaft Sleeve (split)
200043c	12311	Feed Driving Cam Fork Lever Shaft Sleeve Set Screw
201524E	12338	Feed Driving Cam Fork Lever Shaft Sleeve Set Screw Nut
204198	12334	Feed Driving Cam Fork Lever complete, Nos. 204192 and 204194 ..
200437c	12311	Feed Driving Cam Position Screw
200382c	11137	" " " Set Screw
204821	13100	" " Rock Shaft
213931	---	" " " " 204821 with 200002E, 201522E and 204193
202305	13099	Feed Driving Rock Shaft Center (2)
200043c	12311	" " " " " Set Screw (2)
204200	12305	Feed Driving Rock Shaft Crank with 204189 (on left side) and two 200383c
200383c	12311	Feed Driving Rock Shaft Crank Set Screw
213007	13099	Feed Lifting Cam with 202126
204202	12308	" " " Fork with 200027E
200027E	12338	" " " " Pinch Screw
202126	12308	" " " Position Pin ..
200045E	12338	" " " Screw
203305	12334	" " Rock Shaft
203315	12334	" " " " 203305 with 203238
202305	13099	Feed Lifting Rock Shaft Center (2)
200043c	12311	" " " " " Set Screw (2)
202276	12308	Feed Lifting Rock Shaft Slide Block
203238	12308	" " " " " " " 202276 with 200243E and 201531E
200243E	12338	Feed Lifting Rock Shaft Slide Block Hinge Screw
201531E	12308	Feed Lifting Rock Shaft Slide Block Hinge Screw Nut
204206	12306	Feed Regulating Handle
204288	13101	" " " 204206 with 200098E, 202622, 204208, 204209, 204213, 204289 and 204925
204208	10438	Feed Regulating Handle Adjustable Stop
200098E	10438	Feed Regulating Handle Adjustable Stop Screw
204925	12306	Feed Regulating Handle Adjustable Stop Screw Washer

No.	Plate	Name
204209	10438	Feed Regulating Handle Position Pin
204289	11806	Feed Regulating Handle Shaft
204211	12306	" " " " Crank with 200098E
204212	10438	Feed Regulating Handle Shaft Crank Link
200271E	12311	Feed Regulating Handle Shaft Crank Link Hinge Screw (lower)
200291E	10438	Feed Regulating Handle Shaft Crank Link Hinge Screw (upper)
200098E	10438	Feed Regulating Handle Shaft Crank Set Screw
204213	10438	Feed Regulating Handle Shaft Sleeve (split)
200362c	12311	Feed Regulating Handle Shaft Sleeve Set Screw
202622	12306	Feed Regulating Handle Shaft Sleeve Washer
202036	12338	Feed Regulating Handle Stop Pin
204298	---	Feed Regulating Handle complete, Nos. 200291E, 204211, 204212 and 204288
*203522	---	Hook (sewing)
203523	11238	" 203522 with 203525 and two 201253E
203524	11238	Hook and Bobbin Case complete, Nos. 203521 and 203523
213810	13099	Hook Bevel Gear Socket, 24 teeth
200555H	11007	" " " " Screw ..
203242	11007	" " Pinion, 24 teeth, with two 200383c (2)
200383c	12311	Hook Bevel Pinion Set Screw
203306	13101	" Counter Shaft
203244	11007	" " " Collar with two 200393c
200393c	11007	Hook Counter Shaft Collar Set Screw
203245	11007	Hook Counter Shaft Driving Gear, 44 teeth, with 200362c and 200439c
213157	13101	Hook Counter Shaft Driving Gear 203245 with 200045E and 213007
200439c	12311	Hook Counter Shaft Driving Gear Position Screw
200362c	12311	Hook Counter Shaft Driving Gear Set Screw
203246	11007	Hook Counter Shaft Gear, 22 teeth, with two 200383c

No.	Plate	Name
200383c	12311	Hook Counter Shaft Gear Set Screw
202299	—	" " " Oil Packing (wick)
200840E	11007	Hook Counter Shaft Oil Packing (wick) Stop Screw
213116	13100	Hook Driving Shaft
203248	12334	" " " Bearing with 202299
202299	—	Hook Driving Shaft Bearing Oil Packing (wick)
202126	12308	Hook Driving Shaft Bearing Position Pin
200516E	12311	Hook Driving Shaft Bearing Screw
203249	11007	" " " Bushing (eccentric)
202299	—	Hook Driving Shaft Bushing Oil Packing (wick)
200362c	12311	Hook Driving Shaft Bushing Set Screw
213141	13099	Hook Driving Shaft Collar with two 200393c
200393c	11007	Hook Driving Shaft Collar Set Screw
203525	11238	Hook Gib
201253F	13099	" " Screw
203508	11239	" Saddle (left or right) with 200056b
200006E	11007	Hook Saddle Screw (4)
202622	12306	" " " Washer (4) ..
213037	—	" Washer
203527	11238	" " 213037 with 203476 and two 204243
203528	11239	Hook Saddle (left or right) complete, Nos. 200555H, 203478, 203499, 203506, 203508, 203524, 203527 and 213810
203529	—	Hook Saddle Combination (left and right) complete, Nos. two 203528
202445	13100	Knee Lifter Connection Lever with 202446
227313	—	Knee Lifter Connection Lever 202445 with 200224H, 200262H, 227303 and 227309
200224H	12306	Knee Lifter Connection Lever Hinge Screw
227309	13100	Knee Lifter Connection Lever Lifting Rod with 202302
202302	12306	Knee Lifter Connection Lever Lifting Rod Cotter Pin

No.	Plate	Name
202446	12306	Knee Lifter Connection Lever Pin
227303	13100	" " Lifting Lever
200262H	12306	" " " " Hinge Screw
231399	11807	Needle Bar (hollow)
213283	11137	" " Connecting Link
200237c	11137	" " " " Hinge Screw Stud
200380c	12319	Needle Bar Connecting Link Hinge Screw Stud Set Screw
204249	12308	Needle Bar Connecting Stud with 200072c and 202277
202277	—	Needle Bar Connecting Stud Oil Packing (wick)
200072c	12308	Needle Bar Connecting Stud Pinch Screw
204829	11807	Needle Bar Frame
204830	13102	" " " Driving Crank with two 200382c
203154	—	Needle Bar Frame Driving Crank 204830 with 200932c, 201525E and 203155
204832	13101	Needle Bar Frame Driving Crank Connection (9½ in. long)
215652	—	Needle Bar Frame Driving Crank Connection 204832 with two 201528c
203155	11806	Needle Bar Frame Driving Crank Connection Bearing (lower)
200932c	11806	Needle Bar Frame Driving Crank Connection Bearing (lower) Hinge Screw
201525E	12386	Needle Bar Frame Driving Crank Connection Bearing (lower) Hinge Screw Nut
203155	11806	Needle Bar Frame Driving Crank Connection Bearing (upper)
200932c	11806	Needle Bar Frame Driving Crank Connection Bearing (upper) Hinge Screw
201525E	12386	Needle Bar Frame Driving Crank Connection Bearing (upper) Hinge Screw Nut
201528c	13102	Needle Bar Frame Driving Crank Connection Bearing Check Nut ..
203114	11806	Needle Bar Frame Driving Crank Connection Bell Crank with 200387c and 200447c

No.	Plate	Name
203156	11137	Needle Bar Frame Driving Crank Connection Bell Crank 203114 with two each 200932c, 201525e and 203155
200447c	11806	Needle Bar Frame Driving Crank Connection Bell Crank Position Screw
200387c	13102	Needle Bar Frame Driving Crank Connection Bell Crank Set Screw
202899	11137	Needle Bar Frame Driving Crank Connection Bell Crank Stud
200382c	11137	Needle Bar Frame Driving Crank Set Screw
204838	13101	Needle Bar Frame Pitman (7½ in. long)
204642	----	Needle Bar Frame Pitman 204838 with two 201528c
*204839	----	Needle Bar Frame Pitman Ball Bearing with 204840 and two 200086c
204641	11137	Needle Bar Frame Pitman Ball Bearing 204839 with 200878
*204840	----	Needle Bar Frame Pitman Ball Bearing Cap
200086c	12308	Needle Bar Frame Pitman Ball Bearing Cap Screw
200737c	11806	Needle Bar Frame Pitman Ball Screw
200878	----	Needle Bar Frame Pitman Ball Screw 200737c with 201524e
201524e	12338	Needle Bar Frame Pitman Ball Screw Nut
203155	11806	Needle Bar Frame Pitman Bearing (right hand)
201528c	13102	Needle Bar Frame Pitman Bearing Check Nut (left or right)
200932c	11806	Needle Bar Frame Pitman Bearing Hinge Screw
201525e	12386	Needle Bar Frame Pitman Bearing Hinge Screw Nut
204843	11137	Needle Bar Frame Position Stud
200383c	12311	Needle Bar Frame Position Stud (lower)
		(lower) Set Screw
204844	11806	Needle Bar Frame Position Stud (upper)
200383c	12311	Needle Bar Frame Position Stud (upper) Set Screw

No.	Plate	Name
231383	13102	Needle Holder, in gauges from $\frac{3}{16}$ to $\frac{1}{2}$ in., in steps of $\frac{1}{16}$ in., with 201030e and two 200141e
231385	13102	Needle Holder, in gauges from $\frac{1}{4}$ to $\frac{3}{4}$ in., in steps of $\frac{1}{8}$ in., with 201030e and two 200141e
201030e	13102	Needle Holder Screw
200141e	13102	" Set Screw
204251	12334	Presser Bar (hollow) with 200074e
203779	13102	" " Bushing
200399c	11806	" " " Set Screw
204252	12308	" " Lifter
200550c	12311	" " " Hinge Screw ...
208609	----	" " Lifting Bracket
204846	13102	" " " " 208609 with 200387c
204254	13102	Presser Bar Lifting Bracket Position Guide
200362c	12311	Presser Bar Lifting Bracket Position Guide Set Screw
200387c	13102	Presser Bar Lifting Bracket Set Screw
204255	----	Presser Bar Spring
200494b	13102	" " Thumb Screw (pressure regulating)
230795	13102	Presser Foot Hinge Pin
229237	----	" " Plate, for 229238
229259	----	" " " " 229260
229395	----	" " " " 229396
231455	----	" " " " 231456
231457	----	" " " " 231458
200074e	12308	" " Screw
223309	----	" " Shank
229238	11840	Presser Foot (hinged) complete, 50 needle hole, in gauges $\frac{3}{16}$, $\frac{1}{4}$, $\frac{5}{16}$ and $\frac{3}{8}$ in., Nos. 223309, 229237 and 230795
229260	11840	Presser Foot (hinged) complete, 50 needle hole, in gauges $\frac{1}{2}$, $\frac{1}{4}$, $\frac{3}{8}$ and $\frac{5}{16}$ in., Nos. 223309, 229259 and 230795
229396	11840	Presser Foot (hinged) complete, 50 needle hole, in gauges $\frac{1}{2}$, $\frac{3}{8}$, $\frac{11}{16}$ and $\frac{1}{4}$ in., Nos. 223309, 229395 and 230795
231456	13103	Presser Foot (hinged) complete, 50 needle hole, in gauges from $\frac{1}{16}$ to $\frac{1}{2}$ in., in steps of $\frac{1}{16}$ in., Nos. 223309, 230795 and 231455

No.	Plate	Name
231458	11840	Presser Foot (hinged) complete, 50 needle hole, in gauges $\frac{3}{16}$, $\frac{1}{4}$, $\frac{5}{16}$ and $\frac{3}{8}$ in., Nos. 223309, 230795 and 231457
213115	13101	Take-up Cam with 200335c, 200383c and 200430c
203172	13102	Take-up Cam Friction Washer
200430c	12311	" " Position Screw
200383c	12311	" " " " Check Screw
200335c	12311	Take-up Cam Set Screw
213675	11144	Take-up Cam complete, Nos. 200237c, 200380c, 213115 and 213283
203311	13102	Take-up Lever
221454	—	" " 203311 with 204263
204263	12386	" " Bearing with 204264
204264	12306	" " " Position Pin
200042r	12311	" " " Screw
201816	13102	" " Roller
203312	—	Take-up Lever complete, Nos. 200042r, 201816 and 221454
202402	12309	Tension Disc
202090	12309	" " Position Pin
223311	12338	" Release Lever
200685E	12338	" " " Position Screw
200309E	12309	" " " Screw
202075	12309	" " Plunger
204848	11806	" " Slide with 203695
203695	11806	" " " Spring
202407	10881	" Spring
200632R	12309	" Stud
200397H	12309	" " Set Screw
201572B	10881	" Thumb Nut
204271	12309	" Washer
204272	12309	Tension complete, Nos. 200632R, 201572B, 202075, 202407, 204271 and two 202402
204274	12309	Thread Controller Plate
200577H	12311	" " " Screw
202098	12309	" " Roller
204275	12309	" " Guard
202084	12309	" " " Washer
200300c	12309	" " " Screw
204276	12309	" " Spring
204333	12309	" " " Guard
200581H	12309	" " " " Screw
202087	13102	" " " Stop
202088	13102	" " " Stud with 204925

No.	Plate	Name
200366H	12309	Thread Controller Spring Stud Set Screw
204925	12306	Thread Controller Spring Stud Washer
205987	12309	Thread Controller complete, Nos. 200300c, 200581H, 202084, 202098, 204274, 204275 and 204333
204280	12309	Thread Controller and Spring complete, Nos. 204276 and 205987
204556	12386	Thread Guide
203313	12386	" "
204281	12309	" Retainer Guide Wire
202091	12309	" " Sleeve
202092	12309	" " Spring
204058	12309	" " Stud
200368H	12309	" " " Set Screw
204059	12309	Thread Retainer complete, Nos. 202091, 202092 and 204058
211551	12072	Throat Plate, for 211552, in gauges from $\frac{3}{16}$ to $\frac{1}{4}$ in., in steps of $\frac{1}{32}$ inch
211560	12073	Throat Plate, for 211561, in gauges $\frac{3}{16}$, $\frac{1}{4}$, $\frac{5}{16}$, $\frac{3}{8}$ and $\frac{1}{2}$ inch
211609	11828	Throat Plate, for 211606, in gauges from $\frac{1}{16}$ to $\frac{3}{8}$ in., in steps of $\frac{1}{32}$ inch
200161D	12319	Throat Plate Clamp Screw
202062	12308	" " Position Pin
200577H	12311	" " Screw

MACHINE No. 22w166

COMPOUND FEED

For Overalls, Tailoring, Duck Coats, Etc.

In gauges from $\frac{1}{8}$ to $\frac{3}{4}$ inch

The same as Machine No. 22w165 with the following exceptions:

No.	Plate	Name
211553	12072	Feed Dog, 46 needle hole, for needle sizes 16 and 18, in gauges $\frac{1}{8}$, $\frac{3}{16}$, $\frac{1}{4}$, $\frac{5}{16}$ and $\frac{3}{8}$ in., for 211551
211562	12073	Feed Dog, 46 needle hole, for needle sizes 16 and 18, in gauges $\frac{1}{8}$, $\frac{3}{16}$, $\frac{1}{4}$, $\frac{5}{16}$ and $\frac{3}{8}$ in., for 211560
211607	11828	Feed Dog, 46 needle hole, for needle sizes 16 and 18, in gauges from $\frac{1}{8}$ to $\frac{3}{8}$ in., in steps of $\frac{1}{16}$ in., for 211609
204258	12386	Presser Bar Spring (heavy), in place of 204255
230795	13102	Presser Foot Hinge Pin
229235	-----	“ “ Plate, for 229236
229257	-----	“ “ “ “ 229258
229267	-----	“ “ “ “ 229268
229899	-----	“ “ “ “ 229900
229269	-----	“ “ “ “ 229270
229236	11840	Presser Foot (hinged) complete, 46 needle hole, in gauges $\frac{1}{8}$, $\frac{3}{16}$, and $\frac{1}{4}$ in., Nos. 223309, 229235 and 230795
229258	11840	Presser Foot (hinged) complete, 46 needle hole, in gauges $\frac{1}{8}$, $\frac{1}{4}$, $\frac{3}{8}$ and $\frac{1}{2}$ in., Nos. 223309, 229257 and 230795
229268	11840	Presser Foot (hinged) complete, 46 needle hole, in gauges $\frac{1}{8}$, $\frac{3}{16}$, $\frac{1}{4}$ and $\frac{5}{16}$ in., Nos. 223309, 229267 and 230795
229900	11842	Presser Foot (hinged) complete, 40 needle hole, in gauges from $\frac{1}{8}$ to $\frac{5}{8}$ in., in steps of $\frac{1}{8}$ in., Nos. 223309, 229899 and 230795

No.	Plate	Name
229270	11840	Presser Foot (hinged) complete, 46 needle hole, in gauges $\frac{1}{8}$, $\frac{1}{4}$, $\frac{3}{8}$ and $\frac{1}{2}$ in., Nos. 223309, 229269 and 230795
204553	12386	Take-up Lever, in place of 203311
206601	-----	“ “ 204553 with 204263, in place of 221454
204554	12386	Take-up Lever complete, Nos. 200042E, 201816 and 206601, in place of 203312
211551	12072	Throat Plate, for 211553, in gauges from $\frac{1}{8}$ to $\frac{1}{4}$ in., in steps of $\frac{1}{16}$ inch
211560	12073	Throat Plate, for 211562, in gauges $\frac{1}{8}$, $\frac{3}{16}$, $\frac{1}{4}$, $\frac{5}{16}$ and $\frac{3}{8}$ inch
211609	11828	Throat Plate, for 211607, in gauges from $\frac{1}{8}$ to $\frac{3}{8}$ in., in steps of $\frac{1}{16}$ inch

MACHINE No. 22w167

COMPOUND FEED

For Felling Corsets, Shirts, Etc.

In gauges from $\frac{3}{8}$ to $\frac{3}{4}$ inch

The same as Machine No. 22w165 with the following exceptions:

No.	Plate	Name
*213098	—	Bed with 202062, 203248, 203249, two each 200362c, 200516e, 200840E and 202299, in place of 213119 ..
211573	12075	Feed Dog, 50 needle hole, for needle sizes 14 and 15, in gauges $\frac{3}{8}$, $\frac{1}{2}$, $\frac{5}{8}$, $\frac{7}{8}$ and $\frac{1}{4}$ in., for 211575
211555	12072	Feed Dog, 50 needle hole, for needle sizes 14 and 15, in gauges from $\frac{1}{4}$ to $\frac{1}{2}$ in., in steps of $\frac{1}{16}$ in., for 211576
211606	11828	Feed Dog, 50 needle hole, for needle sizes 14 and 15, in gauges from $\frac{1}{8}$ to $\frac{3}{4}$ in., in steps of $\frac{1}{16}$ in., for 211610
230795	13102	Presser Foot Hinge Pin
229420	—	" " Plate, for 229585
229422	—	" " " " 229315
229424	—	" " " " 229316
229233	—	" " " " 211547
229436	—	" " " " 229437
224065	—	" " " " 224066
229585	11842	Presser Foot (hinged) complete, 53 needle hole, in gauges $\frac{1}{8}$, $\frac{5}{8}$ and $\frac{7}{8}$ in., Nos. 223309, 229420 and 230795
229315	11841	Presser Foot (hinged) complete, 53 needle hole, in gauges $\frac{7}{8}$, $\frac{1}{4}$, $\frac{5}{8}$ and $\frac{7}{8}$ in., Nos. 223309, 229422 and 230795
229316	11841	Presser Foot (hinged) complete, 53 needle hole, in gauges $\frac{1}{8}$, $\frac{1}{2}$, $\frac{1}{4}$ and $\frac{7}{8}$ in., Nos. 223309, 229424 and 230795
211547	11842	Presser Foot (hinged) complete, 53 needle hole, in gauges from $\frac{1}{8}$ to $\frac{1}{2}$ in., in steps of $\frac{1}{16}$ in., Nos. 223309, 229233 and 230795

No.	Plate	Name
229437	11841	Presser Foot (hinged) complete, 53 needle hole, in gauges $\frac{1}{8}$, $\frac{1}{4}$, $\frac{5}{8}$ and $\frac{7}{8}$ in., Nos. 223309, 229436 and 230795
224066	13103	Presser Foot (hinged) complete, 53 needle hole, in $\frac{3}{8}$ in. gauge, Nos. 223309, 224065 and 230795
211575	12075	Throat Plate, for 211573, in gauges $\frac{3}{8}$, $\frac{1}{2}$, $\frac{5}{8}$, $\frac{7}{8}$ and $\frac{3}{4}$ inch
211576	12075	Throat Plate, for 211555, in gauges from $\frac{1}{4}$ to $\frac{1}{2}$ in., in steps of $\frac{1}{16}$ inch
211610	11827	Throat Plate, for 211606, in gauges from $\frac{1}{8}$ to $\frac{3}{4}$ in., in steps of $\frac{1}{16}$ inch

From the library of: Diamond Needle Corp

MACHINE No. 22w168

COMPOUND FEED

For Felling Overalls, Horse Blankets, Canvas, Etc.

In gauges from $\frac{1}{8}$ to $\frac{3}{4}$ inch

The same as Machine No. 22w165 with the following exceptions:

No.	Plate	Name
*213098	—	Bed with 202062, 203248, 203249, two each 200362c, 200516e, 200840i and 202299, in place of 213119 ..
211574	12075	Feed Dog, 46 needle hole, for needle sizes 16 and 18, in gauges $\frac{1}{8}$, $\frac{3}{16}$, $\frac{1}{4}$ and $\frac{5}{16}$ in., for 211575
211556	12072	Feed Dog, 46 needle hole, for needle sizes 16 and 18, in gauges from $\frac{1}{4}$ to $\frac{13}{16}$ in., in steps of $\frac{1}{16}$ in., for 211576
211607	11828	Feed Dog, 46 needle hole, for needle sizes 16 and 18, in gauges from $\frac{7}{16}$ to $\frac{3}{4}$ in., in steps of $\frac{1}{16}$ in., for 211610
204258	12386	Presser Bar Spring (heavy), in place of 204255
230795	13102	Presser Foot Hinge Pin
229426	—	" " Plate, for 229432
229605	—	" " " " 229428
229606	—	" " " " 229429
229914	—	" " " " 229915
229607	—	" " " " 229430
229432	11844	Presser Foot (hinged) complete, 40 needle hole, in gauges from $\frac{3}{8}$ to $\frac{5}{8}$ in., in steps of $\frac{1}{8}$ in., Nos. 223309, 229426 and 230795
229428	11842	Presser Foot (hinged) complete, 40 needle hole, in gauges $\frac{11}{16}$, $\frac{3}{4}$, $\frac{13}{16}$ and $\frac{7}{8}$ in., Nos. 223309, 229605 and 230795
229429	14030	Presser Foot (hinged) complete, 40 needle hole, in gauges $\frac{11}{16}$, $\frac{3}{4}$, $\frac{13}{16}$ and $\frac{7}{8}$ in., Nos. 223309, 229606 and 230795
229915	14030	Presser Foot (hinged) complete, 40 needle hole, in gauges $\frac{11}{16}$ and $\frac{5}{8}$ in., Nos. 223309, 229914 and 230795

No.	Plate	Name
229430	14030	Presser Foot (hinged) complete, 40 needle hole, in gauges $\frac{11}{16}$, $\frac{3}{4}$, $\frac{13}{16}$ and $\frac{7}{8}$ in., Nos. 223309, 229607 and 230795
204553	12386	Take-up Lever, in place of 203311
206601	—	" " 204553 with 204263, in place of 221454
204554	12386	Take-up Lever complete, Nos. 200042F, 201816 and 206601, in place of 203312
211575	12075	Throat Plate, for 211574, in gauges $\frac{3}{8}$, $\frac{1}{2}$, $\frac{5}{8}$, $\frac{3}{4}$ and $\frac{7}{8}$ inch
211576	12075	Throat Plate, for 211556, in gauges from $\frac{1}{4}$ to $\frac{13}{16}$ in., in steps of $\frac{1}{16}$ inch
211610	11827	Throat Plate, for 211607, in gauges from $\frac{7}{16}$ to $\frac{3}{4}$ in., in steps of $\frac{1}{16}$ inch

No.	Plate	Name
200106E	12311	Feed Dog Screw (2)
200075E	13099	" " Support Screw
201535E	13099	" " " " Nut
203233	12305	" Driving Cam with 200382c and 200437c
204192	-----	Feed Driving Cam Fork Lever with 204195 and 204293
204193	12334	Feed Driving Cam Fork Lever Con- nection with 200668c and 201525E
204194	12306	Feed Driving Cam Fork Lever Con- nection Clamp with 200031E
200031E	12311	Feed Driving Cam Fork Lever Con- nection Clamp Pinch Screw
200668c	10438	Feed Driving Cam Fork Lever Con- nection Clamp Screw Stud
201525E	12386	Feed Driving Cam Fork Lever Con- nection Clamp Screw Stud Nut ..
200002E	12338	Feed Driving Cam Fork Lever Con- nection Hinge Screw
201522E	12338	Feed Driving Cam Fork Lever Con- nection Hinge Screw Nut
*204195	-----	Feed Driving Cam Fork Lever Shaft
204197	12306	" " " " " " " Collar with 200113E
200113E	12308	Feed Driving Cam Fork Lever Shaft Collar Set Screw
204293	12308	Feed Driving Cam Fork Lever Shaft Position Pin
204196	13099	Feed Driving Cam Fork Lever Shaft Sleeve (split)
200043c	12311	Feed Driving Cam Fork Lever Shaft Sleeve Set Screw
201524E	12338	Feed Driving Cam Fork Lever Shaft Sleeve Set Screw Nut
204198	12334	Feed Driving Cam Fork Lever com- plete, Nos. 204192 and 204194 ..
200437c	12311	Feed Driving Cam Position Screw
200382c	11137	" " " Set Screw
204821	13100	" " Rock Shaft
213931	-----	" " " " 204821 with 200002E, 201522E and 204193
202305	13099	Feed Driving Rock Shaft Center (2)
200043c	12311	" " " " " Set Screw (2)
204200	12305	Feed Driving Rock Shaft Crank with 204189 (on left side) and two 200383c
200383c	12311	Feed Driving Rock Shaft Crank Set Screw

No.	Plate	Name
213007	13099	Feed Lifting Cam with 202126
204202	12308	" " " Fork with 200027E
200027E	12338	" " " " Pinch Screw
202126	12308	" " " Position Pin ...
200045E	12338	" " " Screw
203305	12334	" " Rock Shaft
203315	12334	" " " " 203305 with 203238
202305	13099	Feed Lifting Rock Shaft Center (2)
200043c	12311	" " " " " Set Screw (2)
202276	12308	Feed Lifting Rock Shaft Slide Block
203238	12308	" " " " " " 202276 with 200243E and 201531E
200243E	12338	Feed Lifting Rock Shaft Slide Block Hinge Screw
201531E	12308	Feed Lifting Rock Shaft Slide Block Hinge Screw Nut
204206	12306	Feed Regulating Handle
204288	13101	" " " 204206 with 200098E, 202622, 204208, 204209, 204213, 204289 and 204925
204208	10438	Feed Regulating Handle Adjustable Stop
200098E	10438	Feed Regulating Handle Adjustable Stop Screw
204925	12306	Feed Regulating Handle Adjustable Stop Screw Washer
204209	10438	Feed Regulating Handle Position Pin
204289	11806	Feed Regulating Handle Shaft
204211	12306	" " " " Crank with 200098E
204212	10438	Feed Regulating Handle Shaft Crank Link
200271E	12311	Feed Regulating Handle Shaft Crank Link Hinge Screw (lower)
200291E	10438	Feed Regulating Handle Shaft Crank Link Hinge Screw (upper)
200098E	10438	Feed Regulating Handle Shaft Crank Set Screw
204213	10438	Feed Regulating Handle Shaft Sleeve (split)
200362c	12311	Feed Regulating Handle Shaft Sleeve Set Screw
202622	12306	Feed Regulating Handle Shaft Sleeve Washer
202036	12338	Feed Regulating Handle Stop Pin

No.	Plate	Name
204298	—	Feed Regulating Handle complete, Nos. 200291E, 204211, 204212 and 204288
*203522	—	Hook (sewing)
203523	11238	" 203522 with 203525 and two 201253F
203524	11238	Hook and Bobbin Case complete, Nos. 203521 and 203523
213810	13099	Hook Bevel Gear Socket, 24 teeth
200555H	11007	" " " " Screw ..
203242	11007	" " Pinion, 24 teeth, with two 200383c (2)
200383c	12311	Hook Bevel Pinion Set Screw
213136	11807	" Counter Shaft
203244	11007	" " Collar with two 200393c
200393c	11007	Hook Counter Shaft Collar Set Screw
203245	11007	Hook Counter Shaft Driving Gear, 44 teeth, with 200362c and 200439c
213157	13101	Hook Counter Shaft Driving Gear 203245 with 200045E and 213007
200439c	12311	Hook Counter Shaft Driving Gear Position Screw
200362c	12311	Hook Counter Shaft Driving Gear Set Screw
203246	11007	Hook Counter Shaft Gear, 22 teeth, with two 200383c
200383c	12311	Hook Counter Shaft Gear Set Screw
202299	—	Hook Counter Shaft Oil Packing (wick)
200840E	11007	Hook Counter Shaft Oil Packing (wick) Stop Screw
203352	13100	Hook Driving Shaft
203248	12334	" " " Bearing with 202299
202299	—	Hook Driving Shaft Bearing Oil Packing (wick)
202126	12308	Hook Driving Shaft Bearing Position Pin
200516E	12311	Hook Driving Shaft Bearing Screw
213124	13103	" " " Bushing (eccentric)
202299	—	Hook Driving Shaft Bushing Oil Packing (wick)
200362c	12311	Hook Driving Shaft Bushing Set Screw
213141	13099	Hook Driving Shaft Collar with two 200393c

No.	Plate	Name
200393c	11007	Hook Driving Shaft Collar Set Screw
203525	11238	Hook Gib
201253F	13099	" " Screw
213682	11807	" Saddle (left) with 200056H, 200840E and 202299
213681	11807	Hook Saddle (right) with 200056H
200006E	11007	" " Screw (4)
202622	12306	" " " Washer (4) ...
213037	—	" Washer
203527	11238	" " 213037 with 203476 and two 204243
213798	11273	Hook Saddle (left) complete, Nos. 200555H, 203478, 203499, 203524, 203527, 213682, 213810 and 223371
213797	11273	Hook Saddle (right) complete, Nos. 200555H, 203478, 203499, 203524, 203527, 213681, 213810 and 223371
213799	—	Hook Saddle Combination (left and right) complete, Nos. 213797 and 213798
202445	13100	Knee Lifter Connection Lever with 202446
227313	—	Knee Lifter Connection Lever 202445 with 200224H, 200262H, 227303 and 227309
200224H	12306	Knee Lifter Connection Lever Hinge Screw
227309	13100	Knee Lifter Connection Lever Lifting Rod with 202302
202302	12306	Knee Lifter Connection Lever Lifting Rod Cotter Pin
202446	12306	Knee Lifter Connection Lever Pin
227303	13100	" " Lifting Lever
200262H	12306	" " " " Hinge Screw
231399	11807	Needle Bar (hollow)
213283	11137	" " Connecting Link
200237c	11137	" " " " Hinge Screw Stud
200380c	12319	Needle Bar Connecting Link Hinge Screw Stud Set Screw
204249	12308	Needle Bar Connecting Stud with 200072c and 202277
202277	—	Needle Bar Connecting Stud Oil Packing (wick)
200072c	12308	Needle Bar Connecting Stud Pinch Screw

No.	Plate	Name
204829	11807	Needle Bar Frame
204830	13102	" " " Driving Crank with two 200382c
203154	-----	Needle Bar Frame Driving Crank 204830 with 200932c, 201525e and 203155
204832	13101	Needle Bar Frame Driving Crank Connection (9½ in. long)
215652	-----	Needle Bar Frame Driving Crank 204832 with two 201528c
203155	11806	Needle Bar Frame Driving Crank Connection Bearing (lower)
200932c	11806	Needle Bar Frame Driving Crank C o n n e c t i o n Bearing (lower) Hinge Screw
201525e	12386	Needle Bar Frame Driving Crank C o n n e c t i o n Bearing (lower) Hinge Screw Nut
203155	11806	Needle Bar Frame Driving Crank Connection Bearing(upper)
200932c	11806	Needle Bar Frame Driving Crank C o n n e c t i o n Bearing (upper) Hinge Screw
201525e	12386	Needle Bar Frame Driving Crank C o n n e c t i o n Bearing (upper) Hinge Screw Nut
201528c	13102	Needle Bar Frame Driving Crank C o n n e c t i o n Bearing Check Nut
203114	11806	Needle Bar Frame Driving Crank C o n n e c t i o n Bell Crank with 200387c and 200447c
203156	11137	Needle Bar Frame Driving Crank C o n n e c t i o n Bell Crank 203114 with two each 200932c, 201525e and 203155
200447c	11806	Needle Bar Frame Driving Crank C o n n e c t i o n Bell Crank Position Screw
200387c	13102	Needle Bar Frame Driving Crank C o n n e c t i o n Bell Crank Set Screw
202899	11137	Needle Bar Frame Driving Crank C o n n e c t i o n Bell Crank Stud'
200382c	11137	Needle Bar Frame Driving Crank Set Screw
204838	13101	Needle Bar Frame Pitman (7½ in. long)
204642	-----	Needle Bar Frame Pitman 204838 with two 201528c

No.	Plate	Name
*204839	---	Needle Bar Frame Pitman Ball Bearing with 204840 and two 200086c
204641	11137	Needle Bar Frame Pitman Ball Bearing 204839 with 200878
*204840	---	Needle Bar Frame Pitman Ball Bearing Cap
200086c	12308	Needle Bar Frame Pitman Ball Bearing Cap Screw
200737c	11806	Needle Bar Frame Pitman Ball Screw
200878	---	Needle Bar Frame Pitman Ball Screw 200737c with 201524e
201524e	12338	Needle Bar Frame Pitman Ball Screw Nut
203155	11806	Needle Bar Frame Pitman Bearing (right hand)
201528c	13102	Needle Bar Frame Pitman Bearing Check Nut (left or right)
200932c	11806	Needle Bar Frame Pitman Bearing Hinge Screw
201525e	12386	Needle Bar Frame Pitman Bearing Hinge Screw Nut
204843	11137	Needle Bar Frame Position Stud (lower)
200383c	12311	Needle Bar Frame Position Stud (lower) Set Screw
204844	11137	Needle Bar Frame Position Stud (upper)
200383c	12311	Needle Bar Frame Position Stud (upper) Set Screw
231386	13103	Needle Holder, in gauges from $\frac{3}{8}$ to 2 in., in steps of $\frac{1}{8}$ in., with 201030r and two 200141r
201030r	13102	Needle Holder Screw
200141r	13102	" Set Screw
204251	12334	Presser Bar (hollow)
203779	13102	" " Bushing
200399c	11806	" " " Set Screw
204252	12308	" " Lifter
200550c	12311	" " " Hinge Screw ..
208609	---	" " Lifting Bracket
204846	13102	" " " " 208609 with 200387c
204254	13102	Presser Bar Lifting Bracket Posi- tion Guide
200362c	12311	Presser Bar Lifting Bracket Posi- tion Guide Set Screw
200387c	13102	Presser Bar Lifting Bracket Set Screw

No.	Plate	Name
204258	12386	Presser Bar Spring (heavy)
200494B	13102	" " Thumb Screw (pressure regulating)
230795	13102	Presser Foot Hinge Pin
229891	---	" " Plate, for 229892
229905	---	" " " " 229906
231465	---	" " " " 231466
231473	---	" " " " 231474
231479	---	" " " " 231480
231495	---	" " " " 231496
200074F	12308	" " Screw
223309	---	" " Shank
231466	11842	Presser Foot (hinged) complete, 46 needle hole, in gauges from $\frac{3}{32}$ to $\frac{1}{16}$ in., in steps of $\frac{1}{32}$ in., Nos. 223309, 230795 and 231465
231474	14002	Presser Foot (hinged) complete, 46 needle hole, in gauges $\frac{3}{16}$, 1, $1\frac{1}{2}$ and $1\frac{1}{8}$ in., Nos. 223309, 230795 and 231473
231480	14002	Presser Foot (hinged) complete, 46 needle hole, in gauges $1\frac{1}{32}$, $1\frac{1}{16}$, $1\frac{1}{8}$ and $1\frac{1}{4}$ in., Nos. 223309, 230795 and 231479
229892	14002	Presser Foot (hinged) complete, 46 needle hole, in gauges from $1\frac{1}{32}$ to $1\frac{1}{4}$ in., in steps of $\frac{1}{32}$ in., Nos. 223309, 229891 and 230795
229906	14002	Presser Foot (hinged) complete, 46 needle hole, in gauges from $1\frac{1}{32}$ to $1\frac{1}{4}$ in., in steps of $\frac{1}{32}$ in., Nos. 223309, 229905 and 230795
231496	14003	Presser Foot (hinged) complete, 46 needle hole, in gauges from $1\frac{1}{32}$ to 2 in., in steps of $\frac{1}{32}$ in., Nos. 223309, 230795 and 231495
213115	13101	Take-up Cam with 200335c, 200383c and 200430c
203172	13102	Take-up Cam Friction Washer
200430c	12311	" " Position Screw
200383c	12311	" " " " Check Screw
200335c	12311	Take-up Cam Set Screw
213675	11144	Take-up Cam complete, Nos. 200237c, 200380c, 213115 and 213283
204553	12386	Take-up Lever
206601	---	" " 204553 with 204263
204263	12386	" " Bearing with 204264
204264	12306	" " " Position Pin

No.	Plate	Name
200042F	12311	Take-up Lever Bearing Screw
201816	13102	" " Roller
204554	12386	Take-up Lever complete, Nos. 200042F, 201816 and 206601
202402	12309	Tension Disc
202090	12309	" " Position Pin
223311	12338	" Release Lever
200685E	12338	" " " Position Screw
200309E	12309	Tension Release Lever Screw
202075	12309	" " Plunger
204848	11806	" " Slide with 203695 ..
203695	11806	" " Spring
202407	10881	" Spring
200632B	12309	" Stud
200397H	12309	" " Set Screw
201572B	10881	" Thumb Nut
204271	12309	" Washer
204272	12309	Tension complete, Nos. 200632B, 201572c, 202075, 202407, 204271 and two 202402
204274	12309	Thread Controller Plate
200577H	12311	" " " Screw
202098	12309	" " Roller
204275	12309	" " " Guard
202084	12309	" " " " Washer
200300c	12309	" " " " Screw
204276	12309	" " Spring
204333	12309	" " " Guard
200581H	12309	" " " " Screw
202087	13102	" " " Stop
202088	13102	" " " Stud with 204925
200366H	12309	Thread Controller Spring Stud Set Screw
204925	12306	Thread Controller Spring Stud Washer
205987	12309	Thread Controller complete, Nos. 200300c, 200581H, 202084, 202098, 204274, 204275 and 204333
204280	12309	Thread Controller and Spring complete, Nos. 204276 and 205987 ..
204556	12386	Thread Guide
203313	12386	" "
204281	12309	" Retainer Guide Wire
202091	12309	" " Sleeve
202092	12309	" " Spring
204058	12309	" " Stud
200368H	12309	" " " Set Screw

No.	Plate	Name
204059	12309	Thread Retainer complete, Nos. 202091, 202092 and 204058
211609	11828	Throat Plate, for 211607, in gauges from $\frac{3}{8}$ to $\frac{11}{16}$ in., in steps of $\frac{1}{16}$ inch
211569	12074	Throat Plate, for 211570, in gauges from 1 to 2 in., in steps of $\frac{1}{4}$ inch
200161D	12319	Throat Plate Clamp Screw
202062	12308	" " Position Pin
200577H	12311	" " Screw

MACHINE No. 22w170

COMPOUND FEED

For Felling Overalls, Horse Blankets, Canvas, Etc.

In gauges from $\frac{3}{8}$ to 2 inches.

The same as Machine No. 22w169 with the following exceptions:

No.	Plate	Name
*213683	-----	Bed with 200840e, 202062, 202299, 203248, 213124, two each 200362c and 200516e, in place of 213680 ..
211607	11828	Feed Dog, 46 needle hole, for needle sizes 16 and 18, in gauges from $\frac{3}{8}$ to $\frac{11}{16}$ in., in steps of $\frac{1}{16}$ in., for 211610
211570	12074	Feed Dog, 46 needle hole, for needle sizes 16 and 18, in gauges from 1 to 2 in., in steps of $\frac{1}{4}$ in., for 221416
230795	13102	Presser Foot Hinge Pin
229442	-----	" " Plate, for 229443
229446	-----	" " " " 229447
229916	-----	" " " " 229917
229937	-----	" " " " 229938
221455	-----	" " " " 221456
229443	14030	Presser Foot (hinged) complete, 40 needle hole, in gauges from $\frac{3}{8}$ to $1\frac{1}{8}$ in., in steps of $\frac{1}{16}$ in., Nos. 223309, 229442 and 230795
229447	11844	Presser Foot (hinged) complete, 40 needle hole, in gauges from $1\frac{1}{8}$ to $1\frac{1}{2}$ in., in steps of $\frac{1}{16}$ in., Nos. 223309, 229446 and 230795
229917	11843	Presser Foot (hinged) complete, 40 needle hole, in gauges from $1\frac{1}{8}$ to $1\frac{1}{2}$ in., in steps of $\frac{1}{16}$ in., Nos. 223309, 229916 and 230795
229938	14030	Presser Foot (hinged) complete, 40 needle hole, in gauges from $1\frac{1}{8}$ to $1\frac{1}{2}$ in., in steps of $\frac{1}{16}$ in., Nos. 223309, 229937 and 230795

No.	Plate	Name
221456	11843	Presser Foot (hinged) complete, 40 needle hole, in gauges from $1\frac{1}{8}$ to 2 in., in steps of $\frac{1}{16}$ in., Nos. 221455, 223309 and 230795
211610	11827	Throat Plate, for 211607, in gauges from $\frac{3}{8}$ to $\frac{3}{4}$ in., in steps of $\frac{1}{16}$ inch
221416	11827	Throat Plate, for 211570, in gauges from 1 to 2 in., in steps of $\frac{1}{16}$ inch

ACCESSORIES

FOR MACHINES Nos. 22w165 AND 22w167

No.	Plate	Name
200157B	12338	Attachment Screw
203470	13099	Bobbin (10)
*225482	-----	Bobbin Case Screw Driver Blade ..
*225483	-----	“ “ “ “ Handle
225497	12345	Bobbin Case Screw Driver complete, Nos. 225482 and 225483 ..
128 x 3	-----	Needles, six each, sizes 12 and 14
225181	-----	Drip Pan with four wood screws $\frac{1}{2}$ in., No. 5
41400	12345	Machine Rest Pin (wood)
36578	12345	Oiler with 36579
36579	12345	“ Spout, $3\frac{1}{2}$ in. long, with 120117
120117	-----	“ “ Washer (leather)
*225484	-----	Screw Driver Blade
*225485	-----	“ “ Handle
225498	12345	Screw Driver complete ($7\frac{1}{4}$ in. long), Nos. 225484 and 225485
225554	12345	Wrench (steel)

BOBBIN WINDER

*225451	-----	Bobbin Holder
225453	10882	Frame with 202277 and 225438
225454	10882	“ Hinge Pin
202277	-----	“ Oil Packing (wick)
225438	10882	“ “ Well Cap
225455	10882	“ Spring
225456	10882	“ “ Plunger
202473	10883	Pulley with 200105c
200105c	-----	“ Set Screw
*225443	-----	Spindle
225452	10882	“ 225443 with 225451
225444	10882	Stop Latch
200056E	10882	“ “ Screw
225458	10882	“ “ Thumb Lever
225459	10882	“ “ “ “ Hinge Stud
225460	10882	“ “ “ “ Joint Stud
202478	10882	“ “ Trip Lever
200299H	10882	“ “ “ “ Hinge Screw
225461	10881	Tension Bracket with 201499B
200082D	10882	“ “ Screw
228026	-----	“ “ “ Washer

No.	Plate	Name
2102	10881	Tension Disc
202407	10881	" Spring
201499B	10881	" Stud
201572B	10881	" " Thumb Nut
225462	10881	Bobbin Winder Tension Bracket complete, Nos. 201572B, 202407, 225461 and two 2102
225433	10883	Bobbin Winder and Tension Bracket Base
225436	10883	Universal Bobbin Winder com- plete, Nos. 200056E, 200082D, 200299B, 202473, 202478, 225433, 225444, 225452 to 225456, 225458 to 225460, 225462, 228026 and two wood screws $\frac{3}{4}$ in., No. 13, R.H.B.

KNEE LIFTER

227781	13100	Knee Lifter Rock Lever with 200522c and 200529c
227782	---	Knee Lifter Rock Lever 227781 with two each 202451 and 202452
227787	13100	Knee Lifter Rock Lever 227782 with 202203 and 227784
202453	13100	Knee Lifter Rock Lever Knee Plate with 200526c
202203	---	Knee Lifter Rock Lever Knee Plate 202453 with 202454
202454	13100	Knee Lifter Rock Lever Knee Plate Arm (long)
200522c	12319	Knee Lifter Rock Lever Knee Plate Arm Set Screw
200526c	12319	Knee Lifter Rock Lever Knee Plate Set Screw
202451	13100	Knee Lifter Rock Lever Lug with two wood screws $\frac{3}{4}$ in., No. 13 ..
202452	12319	Knee Lifter Rock Lever Lug Hinge Pin
227784	13100	Knee Lifter Rock Lever Rod, 3 in. long, with 227785
*227785	---	Knee Lifter Rock Lever Rod Cap or Oil Guard
200529c	12319	Knee Lifter Rock Lever Rod Set Screw

(Other Knee Lifter parts are listed with
parts of machine head).

THREAD UNWINDER

No.	Plate	Name
202486	---	Spool Pin
202487	---	" Rest
227498	---	" "
202488	10838	" " 202487 with 200363c, 200383c and two 202486
227499	10838	Spool Rest 227498 with 200363c and 202486
202489	10838	Spool Rest Rod
200383c	12311	" " " Set Screw
200383c	12311	" " Set Screw
202490	10838	" Stand with 200383c
202491	---	" Washer (steel)
202492	---	" Weight with 202493
202493	---	" " Center with 202793 and 203163
203163	---	Spool Weight Center Bushing
202793	---	" " Thread Guide
202794	10838	Thread Eyelet Rod
227605	10838	" " "
227606	10838	" " " Clamp with two 200396c
200396c	13103	Thread Eyelet Rod Clamp Set Screw
200363c	12338	Thread Eyelet Rod Set Screw
227500	10838	Thread Unwinder complete, Nos. 202488 to 202490, 202794, 227499, 227605, 227606, three each 202491, 202492 and wood screws $\frac{3}{4}$ in., No. 13

FOR MACHINES Nos. 22w166 AND 22w168 TO 22w170

Same as for Machine No. 22w165 with following
exception:

128 x 3 ---- Needles, twelve, size 20, in place of
six each sizes 12 and 14

FEED DOGS

FOR MACHINE No. 22w165

No.	Plate	Name
211552	12072	Feed Dog, 50 needle hole, for needle sizes 14 and 15, in gauges from $\frac{3}{16}$ to $\frac{1}{4}$ in., in steps of $\frac{1}{32}$ in., for 211551 and 222200
211553	12072	Feed Dog, 46 needle hole, for needle sizes 16 and 18, in gauges $\frac{1}{8}$, $\frac{3}{16}$, $\frac{1}{4}$, $\frac{5}{16}$ and $\frac{3}{8}$ in., for 211551 and 222200
211555	12072	Feed Dog, 50 needle hole, for needle sizes 14 and 15, in gauges from $\frac{1}{4}$ to $\frac{11}{16}$ in., in steps of $\frac{1}{16}$ in., for 211554, 211576, 211586 and 212096
211556	12072	Feed Dog, 46 needle hole, for needle sizes 16 and 18, in gauges from $\frac{1}{4}$ to $\frac{11}{16}$ in., in steps of $\frac{1}{16}$ in., for 211554, 211576, 211586 and 212096
211561	12073	Feed Dog, 50 needle hole, for needle sizes 14 and 15, in gauges $\frac{3}{16}$, $\frac{1}{4}$, $\frac{5}{16}$, $\frac{3}{8}$ and $\frac{11}{16}$ in., for 211560
211562	12073	Feed Dog, 46 needle hole, for needle sizes 16 and 18, in gauges $\frac{3}{16}$, $\frac{1}{4}$, $\frac{5}{16}$, $\frac{3}{8}$ and $\frac{11}{16}$ in., for 211560
211573	12075	Feed Dog, 50 needle hole, for needle sizes 14 and 15, in gauges $\frac{3}{16}$, $\frac{1}{4}$, $\frac{5}{16}$, $\frac{3}{8}$ and $\frac{11}{16}$ in., for 211572, 211575 and 211585
211574	12075	Feed Dog, 46 needle hole, for needle sizes 16 and 18, in gauges $\frac{1}{8}$, $\frac{3}{16}$, $\frac{1}{4}$ and $\frac{5}{16}$ in., for 211572, 211575 and 211585
211583	12076	Feed Dog, 50 needle hole, for needle sizes 14 and 15, in gauges $\frac{3}{16}$, $\frac{1}{4}$, $\frac{5}{16}$, $\frac{3}{8}$ and $\frac{11}{16}$ in., for 211582
211588	12077	Feed Dog, 50 needle hole, for needle sizes 14 and 15, in gauges $\frac{3}{16}$, $\frac{1}{4}$ and $\frac{5}{16}$ in., for 211587
211606	11828	Feed Dog, 50 needle hole, for needle sizes 14 and 15, in gauges from $\frac{1}{8}$ to $\frac{3}{8}$ in., in steps of $\frac{1}{16}$ in., for 211609, 211610, 212000 and 212092

No.	Plate	Name
211607	11828	Feed Dog, 46 needle hole, for needle sizes 16 and 18, in gauges from $\frac{1}{8}$ to $\frac{3}{8}$ in., in steps of $\frac{1}{16}$ in., for 211609, 211610, 212000 and 212092
211997	11828	Feed Dog, 50 needle hole, for needle sizes 14 and 15, in gauges from $\frac{1}{8}$ to $\frac{3}{8}$ in., in steps of $\frac{1}{16}$ in., for 212000
211998	11828	Feed Dog, 46 needle hole, for needle sizes 16 and 18, in gauges from $\frac{1}{8}$ to $\frac{3}{8}$ in., in steps of $\frac{1}{16}$ in., for 212000
212253	11828	Feed Dog, 50 needle hole, for needle sizes 14 and 15, in gauges $\frac{11}{16}$, $\frac{3}{4}$ and $\frac{13}{16}$ in., for 212254
221412	12075	Feed Dog, 40 needle hole, for needle sizes 20 and 22, in gauges $\frac{3}{8}$, $\frac{1}{2}$ and $\frac{5}{8}$ in., for 211572, 211575 and 211585

FOR MACHINE No. 22w166

212253	11828	Feed Dog, 50 needle hole, for needle sizes 14 and 15, in gauges $\frac{11}{16}$, $\frac{3}{4}$ and $\frac{13}{16}$ in., for 212254
211556	12072	Feed Dog, 46 needle hole, for needle sizes 16 and 18, in gauges from $\frac{1}{4}$ to $\frac{11}{16}$ in., in steps of $\frac{1}{16}$ in., for 211554, 211576, 211586 and 212096
211562	12073	Feed Dog, 46 needle hole, for needle sizes 16 and 18, in gauges $\frac{3}{16}$, $\frac{1}{4}$, $\frac{5}{16}$, $\frac{3}{8}$ and $\frac{11}{16}$ in., for 211560
211574	12075	Feed Dog, 46 needle hole, for needle sizes 16 and 18, in gauges $\frac{1}{8}$, $\frac{3}{16}$, $\frac{1}{4}$ and $\frac{5}{16}$ in., for 211572
211580	12072	Feed Dog, 40 needle hole, for needle sizes 20 and 22, in gauges from $\frac{1}{4}$ to $\frac{11}{16}$ in., in steps of $\frac{1}{16}$ in., for 211554, 211586 and 212096
211295	12072	Feed Dog, 40 needle hole, for needle sizes 20 and 22, in gauges $\frac{3}{8}$, $\frac{1}{2}$ and $\frac{5}{8}$ in., for 211551 and 222200
211607	11828	Feed Dog, 46 needle hole, for needle sizes 16 and 18, in gauges from $\frac{1}{8}$ to $\frac{3}{8}$ in., in steps of $\frac{1}{16}$ in., for 211609 and 212092
211608	11828	Feed Dog, 40 needle hole, for needle sizes 20 and 22, in gauges from $\frac{1}{8}$ to $\frac{3}{8}$ in., in steps of $\frac{1}{16}$ in., for 211609 and 212092

No.	Plate	Name
211616	12073	Feed Dog, 40 needle hole, for needle sizes 20 and 22, in gauges $\frac{1}{8}$, $\frac{1}{16}$, $\frac{1}{32}$, $\frac{3}{16}$ and $\frac{1}{4}$ in., for 211560
211998	11828	Feed Dog, 46 needle hole, for needle sizes 16 and 18, in gauges from $\frac{1}{16}$ to $\frac{3}{4}$ in., in steps of $\frac{1}{32}$ in., for 212000
211999	11828	Feed Dog, 40 needle hole, for needle sizes 20 and 22, in gauges from $\frac{1}{16}$ to $\frac{3}{4}$ in., in steps of $\frac{1}{32}$ in., for 212000
221412	12075	Feed Dog, 40 needle hole, for needle sizes 20 and 22, in gauges $\frac{1}{16}$, $\frac{1}{8}$ and $\frac{1}{4}$ in., for 211572 and 211585

FOR MACHINE No. 22w167

211555	12072	Feed Dog, 50 needle hole, for needle sizes 14 and 15, in gauges from $\frac{1}{4}$ to $\frac{1}{16}$ in., in steps of $\frac{1}{32}$ in., for 211576
211556	12072	Feed Dog, 46 needle hole, for needle sizes 16 and 18, in gauges from $\frac{1}{4}$ to $\frac{1}{16}$ in., in steps of $\frac{1}{32}$ in., for 211576
211573	12075	Feed Dog, 50 needle hole, for needle sizes 14 and 15, in gauges $\frac{1}{16}$, $\frac{1}{8}$, $\frac{1}{4}$, $\frac{3}{8}$ and $\frac{1}{2}$ in., for 211575
211574	12075	Feed Dog, 46 needle hole, for needle sizes 16 and 18, in gauges $\frac{1}{8}$, $\frac{1}{4}$ and $\frac{3}{8}$ in., for 211575
211606	11828	Feed Dog, 50 needle hole, for needle sizes 14 and 15, in gauges from $\frac{1}{16}$ to $\frac{3}{4}$ in., in steps of $\frac{1}{32}$ in., for 211610
211607	11828	Feed Dog, 46 needle hole, for needle sizes 16 and 18, in gauges from $\frac{1}{16}$ to $\frac{3}{4}$ in., in steps of $\frac{1}{32}$ in., for 211610

FOR MACHINE No. 22w168

211556	12072	Feed Dog, 46 needle hole, for needle sizes 16 and 18, in gauges from $\frac{1}{4}$ to $\frac{1}{16}$ in., in steps of $\frac{1}{32}$ in., for 211576
--------	-------	--

No.	Plate	Name
211574	12075	Feed Dog, 46 needle hole, for needle sizes 16 and 18, in gauges $\frac{1}{8}$, $\frac{1}{16}$, $\frac{1}{32}$ and $\frac{3}{16}$ in., for 211575
211580	12072	Feed Dog, 40 needle hole, for needle sizes 20 and 22, in gauges from $\frac{1}{4}$ to $\frac{1}{16}$ in., in steps of $\frac{1}{32}$ in., for 211576
211607	11828	Feed Dog, 46 needle hole, for needle sizes 16 and 18, in gauges from $\frac{1}{16}$ to $\frac{3}{4}$ in., in steps of $\frac{1}{32}$ in., for 211610
211608	11828	Feed Dog, 40 needle hole, for needle sizes 20 and 22, in gauges from $\frac{1}{16}$ to $\frac{3}{4}$ in., in steps of $\frac{1}{32}$ in., for 211610 and 221460
221412	12075	Feed Dog, 40 needle hole, for needle sizes 20 and 22, in gauges $\frac{1}{16}$, $\frac{1}{8}$ and $\frac{1}{4}$ in., for 211575

FOR MACHINE No. 22w168

211570	12074	Feed Dog, 46 needle hole, for needle sizes 16 and 18, in gauges from 1 to 2 in., in steps of $\frac{1}{32}$ in., for 211569
211571	12074	Feed Dog, 40 needle hole, for needle sizes 20 and 22, in gauges from 1 to 2 in., in steps of $\frac{1}{32}$ in., for 211569
211996	12074	Feed Dog, 50 needle hole, for needle sizes 14 and 15, in gauges from 1 to 2 in., in steps of $\frac{1}{32}$ in., for 211569
221997	11828	Feed Dog, 50 needle hole, for needle sizes 14 and 15, in gauges from $\frac{1}{16}$ to $\frac{1}{4}$ in., in steps of $\frac{1}{32}$ in., for 212000
211998	11828	Feed Dog, 46 needle hole, for needle sizes 16 and 18, in gauges from $\frac{1}{16}$ to $\frac{1}{4}$ in., in steps of $\frac{1}{32}$ in., for 212000
211999	11828	Feed Dog, 40 needle hole, for needle sizes 20 and 22, in gauges from $\frac{1}{16}$ to $\frac{1}{4}$ in., in steps of $\frac{1}{32}$ in., for 212000
211606	11828	Feed Dog, 50 needle hole, for needle sizes 14 and 15, in gauges from $\frac{1}{16}$ to $\frac{1}{4}$ in., in steps of $\frac{1}{32}$ in., for 211609, 212000 and 212092

No.	Plate	Name
211607	11828	Feed Dog, 46 needle hole, for needle sizes 16 and 18, in gauges from $\frac{11}{16}$ to $\frac{31}{16}$ in., in steps of $\frac{1}{16}$ in., for 211609, 212000 and 212092
211608	11828	Feed Dog, 40 needle hole, for needle sizes 20 and 22, in gauges from $\frac{23}{16}$ to $\frac{31}{16}$ in., in steps of $\frac{1}{16}$ in., for 211609, 212000 and 212092

FOR MACHINE No. 22w170

211570	12074	Feed Dog, 46 needle hole, for needle sizes 16 and 18, in gauges from 1 to 2 in., in steps of $\frac{1}{16}$ in., for 221416
211571	12074	Feed Dog, 40 needle hole, for needle sizes 20 and 22, in gauges from 1 to 2 in., in steps of $\frac{1}{16}$ in., for 221416
211996	12074	Feed Dog, 50 needle hole, for needle sizes 14 and 15, in gauges from 1 to 2 in., in steps of $\frac{1}{16}$ in., for 221416
211606	11828	Feed Dog, 50 needle hole, for needle sizes 14 and 15, in gauges from $\frac{23}{16}$ to $\frac{31}{16}$ in., in steps of $\frac{1}{16}$ in., for 211610
211607	11828	Feed Dog, 46 needle hole, for needle sizes 16 and 18, in gauges from $\frac{23}{16}$ to $\frac{31}{16}$ in., in steps of $\frac{1}{16}$ in., for 211610
211608	11828	Feed Dog, 40 needle hole, for needle sizes 20 and 22, in gauges from $\frac{23}{16}$ to $\frac{31}{16}$ in., in steps of $\frac{1}{16}$ in., for 211610 and 221460

NEEDLE HOLDERS

No.	Plate	Name
231383	13102	Needle Holder, in gauges from $\frac{23}{16}$ to $\frac{1}{2}$ in., in steps of $\frac{1}{16}$ in., with 201030F and two 200141F, for Machines Nos. 22w165 to 22w168 ..
231385	13102	Needle Holder, in gauges from $\frac{11}{16}$ to $\frac{3}{4}$ in., in steps of $\frac{1}{16}$ in., with 201030F and two 200141F, for Machines Nos. 22w165 to 22w168 ..
231386	13103	Needle Holder, in gauges from $\frac{23}{16}$ to 2 in., in steps of $\frac{1}{16}$ in., with 201030F and two 200141F, for Machines Nos. 22w169 and 22w170

PRESSER FEET

FOR MACHINE No. 22w165

No.	Plate	Name
229007	14028	Presser Foot with two 229434 and four 200172u, adjustable from $\frac{1}{4}$ to $\frac{3}{8}$ inch
229323	11840	Presser Foot, 46 needle hole, in gauges from $\frac{1}{16}$ to $\frac{3}{4}$ in., in steps of $\frac{1}{32}$ inch
229411	14003	Presser Foot, 53 needle hole, in gauges from $\frac{1}{16}$ to $\frac{5}{8}$ in., in steps of $\frac{1}{32}$ inch
229412	14003	Presser Foot, 53 needle hole, in gauges from $\frac{1}{8}$ to $\frac{5}{8}$ in., in steps of $\frac{1}{32}$ inch
229414	11840	Presser Foot, 50 needle hole, in gauges from $\frac{1}{8}$ to $\frac{5}{8}$ in., in steps of $\frac{1}{32}$ inch
229415	14003	Presser Foot, 50 needle hole, in gauges from $\frac{1}{8}$ to $\frac{3}{4}$ in., in steps of $\frac{1}{32}$ inch
221418	11840	Presser Foot, 53 needle hole, in gauges from $\frac{1}{16}$ to $\frac{5}{8}$ in., in steps of $\frac{1}{32}$ inch
229431	14028	Presser Foot, 53 needle hole, in gauges from $\frac{1}{8}$ to $\frac{1}{2}$ in., in steps of $\frac{1}{32}$ in., with 200172u and 229541
229433	14028	Presser Foot, 53 needle hole, in gauges from $\frac{1}{8}$ to $\frac{5}{8}$ in., in steps of $\frac{1}{32}$ in., for strip work
229435	14028	Presser Foot with two 229434 and four 200172u, adjustable from $\frac{1}{16}$ to $\frac{3}{4}$ in., for inside staying
229438	11840	Presser Foot, 53 needle hole, in gauges from $\frac{1}{8}$ to $\frac{3}{4}$ in., in steps of $\frac{1}{32}$ in., for outside staying
229503	14003	Presser Foot, 50 needle hole, in gauges from $\frac{1}{8}$ to $\frac{1}{2}$ in., in steps of $\frac{1}{32}$ inch
231513	13103	Presser Foot, 50 needle hole, in gauges from $\frac{1}{16}$ to $2\frac{1}{4}$ in., in steps of $\frac{1}{32}$ in., for strip work
231514	13103	Presser Foot, 46 needle hole, in gauges from $\frac{1}{8}$ to $2\frac{1}{4}$ in., in steps of $\frac{1}{32}$ in., for strip work

No.	Plate	Name
202090	12309	Presser Foot Hinge Pin
230795	13102	" " " "
229434	14028	" " Needle Guide, for 229007 and 229435
200172u	13103	Presser Foot Needle Guide Screw..
229235	-----	" " Plate, for 229236
229237	-----	" " " " 229238
229257	-----	" " " " 229258
229259	-----	" " " " 229260
229267	-----	" " " " 229268
229269	-----	" " " " 229270
229390	-----	" " " " 231510
229395	-----	" " " " 229396
229397	-----	" " " " 229398
229416	-----	" " " " 231509
229623	-----	" " " " 231512
229895	-----	" " " " 229896
229897	-----	" " " " 229898
229901	-----	" " " " 229902
229968	-----	" " " " 229969
231455	-----	" " " " 231456
229239	-----	" " " " 229240
229613	-----	" " " " 229614
229827	-----	" " " " 229826
231457	-----	" " " " 231458
231499	-----	" " " " 231500
229444	-----	" " " " 229445
202996	-----	" " Shank
229885	-----	" " "
223309	-----	" " "
202989	13102	" " Spring
229541	-----	" " " Guide, in gauges from $\frac{1}{8}$ to $\frac{1}{2}$ in., in steps of $\frac{1}{32}$ inch
200172u	13103	Presser Foot Spring Guide Screw
229236	11840	Presser Foot (hinged) complete, 46 needle hole, in gauges $\frac{1}{8}$, $\frac{5}{16}$ and $\frac{1}{4}$ in., Nos. 223309, 229235 and 230795
229238	11840	Presser Foot (hinged) complete, 50 needle hole, in gauges $\frac{1}{16}$, $\frac{1}{8}$, $\frac{5}{16}$ and $\frac{1}{4}$ in., Nos. 223309, 229237 and 230795
229258	11840	Presser Foot (hinged) complete, 46 needle hole, in gauges $\frac{1}{16}$, $\frac{1}{8}$, $\frac{5}{16}$ and $\frac{1}{4}$ in., Nos. 223309, 229257 and 230795

No.	Plate	Name
229260	11840	Presser Foot (hinged) complete, 50 needle hole, in gauges $\frac{11}{16}$, $\frac{1}{2}$, $\frac{13}{16}$ and $\frac{3}{4}$ in., Nos. 223309, 229259 and 230795
229268	11840	Presser Foot (hinged) complete, 46 needle hole, in gauges $\frac{11}{16}$, $\frac{3}{4}$, $\frac{13}{16}$ and $\frac{3}{4}$ in., Nos. 223309, 229267 and 230795
229270	11840	Presser Foot (hinged) complete, 46 needle hole, in gauges $\frac{11}{16}$, $\frac{13}{16}$, $\frac{3}{4}$ and $\frac{3}{4}$ in., Nos. 223309, 229269 and 230795
229396	11840	Presser Foot (hinged) complete, 50 needle hole, in gauges $\frac{11}{16}$, $\frac{3}{4}$, $\frac{13}{16}$ and $\frac{3}{4}$ in., Nos. 223309, 229395 and 230795
229398	11842	Presser Foot (hinged) complete, 53 needle hole, in gauges from $\frac{11}{16}$ to $\frac{3}{4}$ in., in steps of $\frac{1}{16}$ in., Nos. 223309, 229397 and 230795
231509	11841	Presser Foot (hinged) complete, 50 needle hole, in gauges $\frac{11}{16}$ and $\frac{1}{2}$ in., Nos. 229416, 229885 and 230795
229896	11840	Presser Foot (hinged) complete, 53 needle hole, in gauges $\frac{11}{16}$, $\frac{3}{4}$, $\frac{13}{16}$ and $\frac{3}{4}$ in., Nos. 223309, 229895 and 230795
229898	11842	Presser Foot (hinged) complete, 46 needle hole, in gauges from $\frac{11}{16}$ to $\frac{3}{4}$ in., in steps of $\frac{1}{16}$ in., Nos. 223309, 229897 and 230795
229902	11840	Presser Foot (hinged) complete, 53 needle hole, in gauges $\frac{11}{16}$, $\frac{13}{16}$, $\frac{3}{4}$ and $\frac{3}{4}$ in., Nos. 223309, 229901 and 230795
229969	11841	Presser Foot (hinged) complete, 50 needle hole, in gauges from $\frac{11}{16}$ to $\frac{3}{4}$ in., in steps of $\frac{1}{16}$ in., Nos. 223309, 229968 and 230795
231456	13103	Presser Foot (hinged) complete, 50 needle hole, in gauges from $\frac{11}{16}$ to $\frac{3}{4}$ in., in steps of $\frac{1}{16}$ in., Nos. 223309, 230795 and 231455
229240	11841	Presser Foot (hinged) complete, 46 needle hole, in gauges from $\frac{1}{2}$ to $\frac{3}{4}$ in., in steps of $\frac{1}{16}$ in., Nos. 202989, 202996, 229239 and 230795

No.	Plate	Name
229614	11841	Presser Foot (hinged) complete, 50 needle hole, in gauges $\frac{11}{16}$, $\frac{1}{2}$, $\frac{13}{16}$ and $\frac{3}{4}$ in., Nos. 223309, 229613 and 230795
229826	11841	Presser Foot (hinged) complete, 50 needle hole, in gauges $\frac{11}{16}$, $\frac{3}{4}$, $\frac{13}{16}$ and $\frac{3}{4}$ in., Nos. 223309, 229827 and 230795
231458	11840	Presser Foot (hinged) complete, 50 needle hole, in gauges $\frac{11}{16}$, $\frac{13}{16}$, $\frac{3}{4}$ and $\frac{3}{4}$ in., Nos. 223309, 230795 and 231457
231500	11840	Presser Foot (hinged) complete, 53 needle hole, in gauges $\frac{11}{16}$, $\frac{1}{2}$, $\frac{13}{16}$ and $\frac{3}{4}$ in., Nos. 223309, 230795 and 231499
229445	11841	Presser Foot (hinged) complete, 53 needle hole, in gauges $\frac{11}{16}$, $\frac{1}{2}$, $\frac{13}{16}$ and $\frac{3}{4}$ in., Nos. 202090, 223309 and 229444
231510	11842	Presser Foot (hinged) complete, 53 needle hole, in gauges $\frac{11}{16}$, $\frac{1}{2}$, $\frac{13}{16}$ and $\frac{3}{4}$ in., Nos. 223309, 229390 and 230795
231512	11840	Presser Foot (hinged) complete, 53 needle hole, in gauges $\frac{11}{16}$, $\frac{1}{2}$, $\frac{13}{16}$ and $\frac{3}{4}$ in., Nos. 223309, 229623 and 230795

FOR MACHINE No. 22w166

229235	-----	Presser Foot Plate, for 229236
229257	-----	" " " " 229258
229267	-----	" " " " 229268
229269	-----	" " " " 229270
229391	-----	" " " " 231511
229439	-----	" " " " 229413
229449	-----	" " " " 229450
229893	-----	" " " " 229894
229897	-----	" " " " 229898
229899	-----	" " " " 229900
231451	-----	" " " " 231452
231459	-----	" " " " 231460
231461	-----	" " " " 231462
231501	-----	" " " " 231502
231503	-----	" " " " 231504
231453	-----	" " " " 231454
224065	-----	" " " " 224066

No.	Plate	Name
229236	11840	Presser Foot (hinged) complete, 46 needle hole, in gauges $\frac{1}{16}$, $\frac{3}{16}$ and $\frac{1}{8}$ in., Nos. 223309, 229235 and 230795
229258	11840	Presser Foot (hinged) complete, 46 needle hole, in gauges $\frac{3}{16}$, $\frac{1}{4}$, $\frac{5}{16}$ and $\frac{3}{8}$ in., Nos. 223309, 229257 and 230795
229268	11840	Presser Foot (hinged) complete, 46 needle hole, in gauges $\frac{1}{16}$, $\frac{3}{16}$, $\frac{1}{4}$ and $\frac{5}{16}$ in., Nos. 223309, 229267 and 230795
229270	11840	Presser Foot (hinged) complete, 46 needle hole, in gauges $\frac{1}{16}$, $\frac{1}{8}$, $\frac{3}{16}$ and $\frac{1}{4}$ in., Nos. 223309, 229269 and 230795
229413	11842	Presser Foot (hinged) complete, 38 needle hole, in gauges from $\frac{1}{16}$ to $\frac{3}{8}$ in., in steps of $\frac{1}{16}$ in., Nos. 223309, 229439 and 230795
229450	11840	Presser Foot (hinged) complete, 40 needle hole, in gauges $\frac{3}{16}$, $\frac{1}{4}$, $\frac{5}{16}$ and $\frac{3}{8}$ in., Nos. 223309, 229449 and 230795
229894	11840	Presser Foot (hinged) complete, 40 needle hole, in gauges $\frac{1}{16}$, $\frac{1}{8}$, $\frac{3}{16}$ and $\frac{1}{4}$ in., Nos. 223309, 229893 and 230795
229898	11842	Presser Foot (hinged) complete, 46 needle hole, in gauges from $\frac{1}{16}$ to $\frac{3}{8}$ in., in steps of $\frac{1}{16}$ in., Nos. 223309, 229897 and 230795
229900	11842	Presser Foot (hinged) complete, 40 needle hole, in gauges from $\frac{1}{16}$ to $\frac{3}{8}$ in., in steps of $\frac{1}{16}$ in., Nos. 223309, 229899 and 230795
231452	11840	Presser Foot (hinged) complete, 38 needle hole, in gauges $\frac{3}{16}$, $\frac{1}{4}$, $\frac{5}{16}$ and $\frac{3}{8}$ in., Nos. 223309, 230795 and 231451
231460	11840	Presser Foot (hinged) complete, 40 needle hole, in gauges $\frac{1}{16}$, $\frac{1}{8}$, $\frac{3}{16}$ and $\frac{1}{4}$ in., Nos. 223309, 230795 and 231459
231462	11840	Presser Foot (hinged) complete, 38 needle hole, in gauges $\frac{1}{16}$, $\frac{1}{8}$, $\frac{3}{16}$ and $\frac{1}{4}$ in., Nos. 223309, 230795 and 231461

No.	Plate	Name
231502	11840	Presser Foot (hinged) complete, 40 needle hole, in gauges $\frac{1}{16}$, $\frac{3}{16}$ and $\frac{1}{8}$ in., Nos. 223309, 230795 and 231501
231454	11840	Presser Foot (hinged) complete, 38 needle hole, in gauges $\frac{1}{16}$, $\frac{1}{8}$, $\frac{3}{16}$ and $\frac{1}{4}$ in., Nos. 223309, 230795 and 231453
231504	11840	Presser Foot (hinged) complete, 38 needle hole, in gauges $\frac{1}{16}$, $\frac{3}{16}$ and $\frac{1}{8}$ in., Nos. 223309, 230795 and 231503
231511	11842	Presser Foot (hinged) complete, 38 needle hole, in gauges $\frac{1}{16}$, $\frac{3}{16}$ and $\frac{1}{8}$ in., Nos. 223309, 229391 and 230795
224066	13103	Presser Foot (hinged) complete, 53 needle hole, in $\frac{3}{16}$ in. gauge, Nos. 223309, 224065 and 230795, for lap seam felling

FOR MACHINE No. 22w167

229233	---	Presser Foot Plate, for 211547
229311	---	" " " " 229312
229313	---	" " " " 229314
229422	---	" " " " 229315
229424	---	" " " " 229316
229418	---	" " " " 229419
229436	---	" " " " 229437
229420	---	" " " " 229585
229846	---	" " " " 229847
229886	---	" " " " 229887
223309	---	" " Shank
211547	11842	Presser Foot (hinged) complete, 53 needle hole, in gauges from $\frac{1}{16}$ to $\frac{3}{8}$ in., in steps of $\frac{1}{16}$ in., Nos. 223309, 229233 and 230795
229312	14028	Presser Foot (hinged) complete, 53 needle hole, in gauges $\frac{1}{16}$, $\frac{3}{16}$ and $\frac{1}{8}$ in., Nos. 223309, 229311 and 230795. Hinge Pin set back $\frac{1}{16}$ in. from regular
229314	11842	Presser Foot (hinged) complete, 50 needle hole, in gauges from $\frac{1}{16}$ to $\frac{3}{8}$ in., in steps of $\frac{1}{16}$ in., Nos. 223309, 229313 and 230795

No.	Plate	Name
229315	11841	Presser Foot (hinged) complete, 53 needle hole, in gauges $\frac{11}{32}$, $\frac{13}{32}$ and $\frac{15}{32}$ in., Nos. 223309, 229422 and 230795
229316	11841	Presser Foot (hinged) complete, 53 needle hole, in gauges $\frac{11}{32}$, $\frac{13}{32}$ and $\frac{15}{32}$ in., Nos. 223309, 229424 and 230795
229419	14028	Presser Foot (hinged) complete, 53 needle hole, in gauges $\frac{11}{32}$, $\frac{13}{32}$ and $\frac{15}{32}$ in., Nos. 223309, 229418 and 230795. Hinge Pin set back $\frac{1}{8}$ in. from regular, for felling ..
229437	11841	Presser Foot (hinged) complete, 53 needle hole, in gauges $\frac{11}{32}$, $\frac{13}{32}$ and $\frac{15}{32}$ in., Nos. 223309, 229436 and 230795
229585	11842	Presser Foot (hinged) complete, 53 needle hole, in gauges $\frac{11}{32}$, $\frac{13}{32}$ and $\frac{15}{32}$ in., Nos. 223309, 229420 and 230795
229847	11842	Presser Foot (hinged) complete, 50 needle hole in gauges $\frac{11}{32}$, $\frac{13}{32}$ and $\frac{15}{32}$ in., Nos. 223309, 229846 and 230795
229887	14028	Presser Foot (hinged) complete, 53 needle hole, in gauges $\frac{11}{32}$, $\frac{13}{32}$ and $\frac{15}{32}$ in., Nos. 223309, 229886 and 230795. Hinge Pin set back $\frac{1}{8}$ in. from regular, for corset felling

FOR MACHINE No. 22w168

229605	-----	Presser Foot Plate, for 229428
229606	-----	" " " " 229429
229607	-----	" " " " 229430
229426	-----	" " " " 229432
229912	-----	" " " " 229913
229914	-----	" " " " 229915
223310	-----	" " Shank
229428	11842	Presser Foot (hinged) complete, 40 needle hole, in gauges $\frac{11}{32}$, $\frac{13}{32}$ and $\frac{15}{32}$ in., Nos. 223309, 229605 and 230795, for overall felling ..
229429	14030	Presser Foot (hinged) complete, 40 needle hole, in gauges $\frac{11}{32}$, $\frac{13}{32}$ and $\frac{15}{32}$ in., Nos. 223309, 229606 and 230795, for overall felling ..

No.	Plate	Name
229430	14030	Presser Foot (hinged) complete, 40 needle hole, in gauges $\frac{11}{32}$, $\frac{13}{32}$ and $\frac{15}{32}$ in., Nos. 223309, 229607 and 230795, for overall felling ..
229432	11844	Presser Foot (hinged) complete, 40 needle hole, in gauges from $\frac{11}{32}$ to $\frac{15}{32}$ in., in steps of $\frac{1}{32}$ in., Nos. 223309, 229426 and 230795, for overall felling
229913	11842	Presser Foot (hinged) complete, 38 needle hole, in gauges $\frac{11}{32}$, $\frac{13}{32}$ and $\frac{15}{32}$ in., Nos. 223310, 229912 and 230795. Hinge Pin set back $\frac{1}{8}$ in. from regular, for felling ..
229915	14030	Presser Foot (hinged) complete, 40 needle hole, in gauges $\frac{11}{32}$ and $\frac{13}{32}$ in., Nos. 223309, 229914 and 230795

FOR MACHINE No. 22w169

221419	-----	Presser Foot Plate, for 221420
229309	-----	" " " " 221310
229399	-----	" " " " 229400
229401	-----	" " " " 229402
229403	-----	" " " " 229404
229405	-----	" " " " 229406
229407	-----	" " " " 229408
229409	-----	" " " " 229410
229891	-----	" " " " 229892
229903	-----	" " " " 229904
229905	-----	" " " " 229906
229907	-----	" " " " 229908
229910	-----	" " " " 229911
231269	-----	" " " " 231270
231463	-----	" " " " 231464
231465	-----	" " " " 231466
231467	-----	" " " " 231468
231469	-----	" " " " 231470
231471	-----	" " " " 231472
231473	-----	" " " " 231474
231475	-----	" " " " 231476
231477	-----	" " " " 231478
231479	-----	" " " " 231480
231481	-----	" " " " 231482
231483	-----	" " " " 231484
231485	-----	" " " " 231486
231487	-----	" " " " 231488
231489	-----	" " " " 231490

No.	Plate	Name
231491	----	Presser Foot Plate, for 231492
231493	----	“ “ “ “ 231494
231495	----	“ “ “ “ 231496
231497	----	“ “ “ “ 231498
231507	----	“ “ “ “ 231508
202993	----	“ “ Shank
202989	13103	“ “ Spring
229415	14003	Presser Foot, 50 needle hole, in gauges from $\frac{3}{32}$ to $1\frac{1}{16}$ in., in steps of $\frac{1}{32}$ inch
231513	13103	Presser Foot, 50 needle hole, in gauges from $\frac{3}{16}$ to $2\frac{1}{4}$ in., in steps of $\frac{1}{16}$ in., for strip work ..
231514	13103	Presser Foot, 46 needle hole, in gauges from $\frac{1}{2}$ to $2\frac{1}{4}$ in., in steps of $\frac{1}{16}$ in., for strip work
221420	11844	Presser Foot (hinged) complete, 46 needle hole, in gauges from $\frac{3}{16}$ to $1\frac{1}{4}$ in., in steps of $\frac{1}{16}$ in., Nos. 202989, 202993, 221419 and 230795
229310	11843	Presser Foot (hinged) complete, 50 needle hole, in gauges from $1\frac{1}{16}$ to 2 in., in steps of $\frac{1}{16}$ in., Nos. 202989, 202993, 229309 and 230795
229400	11842	Presser Foot (hinged) complete, 53 needle hole, in gauges from $\frac{3}{16}$ to $1\frac{1}{2}$ in., in steps of $\frac{1}{16}$ in., Nos. 223309, 229399 and 230795
229402	14002	Presser Foot (hinged) complete, 53 needle hole, in gauges $\frac{3}{16}$, 1, $1\frac{1}{16}$ and $1\frac{1}{8}$ in., Nos. 223309, 229401 and 230795
229404	14002	Presser Foot (hinged) complete, 53 needle hole, in gauges $1\frac{1}{16}$, 1, $1\frac{1}{8}$ and $1\frac{1}{4}$ in., Nos. 223309, 229403 and 230795
229406	14002	Presser Foot (hinged) complete, 53 needle hole, in gauges from $1\frac{1}{16}$ to $1\frac{1}{8}$ in., in steps of $\frac{1}{16}$ in., Nos. 223309, 229405 and 230795
229408	14002	Presser Foot (hinged) complete, 53 needle hole, in gauges from $1\frac{1}{16}$ to $1\frac{1}{4}$ in., in steps of $\frac{1}{16}$ in., Nos. 223309, 229407 and 230795
229410	14003	Presser Foot (hinged) complete, 53 needle hole, in gauges from $1\frac{1}{16}$ to 2 in., in steps of $\frac{1}{16}$ in., Nos. 223309, 229409 and 230795

No.	Plate	Name
229892	14002	Presser Foot (hinged) complete, 46 needle hole, in gauges from $1\frac{1}{16}$ to $1\frac{1}{8}$ in., in steps of $\frac{1}{16}$ in., Nos. 223309, 229891 and 230795
229904	14002	Presser Foot (hinged) complete, 38 needle hole, in gauges from $1\frac{1}{16}$ to $1\frac{1}{8}$ in., in steps of $\frac{1}{16}$ in., Nos. 223309, 229903 and 230795
229906	14002	Presser Foot (hinged) complete, 46 needle hole, in gauges from $1\frac{1}{16}$ to $1\frac{1}{4}$ in., in steps of $\frac{1}{16}$ in., Nos. 223309, 229905 and 230795
229908	14003	Presser Foot (hinged) complete, 40 needle hole, in gauges from $1\frac{1}{16}$ to 2 in., in steps of $\frac{1}{16}$ in., Nos. 223309, 229907 and 230795
229911	14002	Presser Foot (hinged) complete, 40 needle hole, in gauges $\frac{3}{16}$, 1, $1\frac{1}{16}$ and $1\frac{1}{8}$ in., Nos. 223309, 229910 and 230795
231270	11844	Presser Foot (hinged) complete, 50 needle hole, in gauges from $\frac{3}{16}$ to $1\frac{1}{4}$ in., in steps of $\frac{1}{16}$ in., Nos. 202989, 202993, 230795 and 231269
231464	11842	Presser Foot (hinged) complete, 50 needle hole, in gauges from $\frac{3}{16}$ to $1\frac{1}{2}$ in., in steps of $\frac{1}{16}$ in., Nos. 223309, 230795 and 231463
231466	11842	Presser Foot (hinged) complete, 46 needle hole, in gauges from $\frac{3}{16}$ to $1\frac{1}{2}$ in., in steps of $\frac{1}{16}$ in., Nos. 223309, 230795 and 231465
231468	11842	Presser Foot (hinged) complete, 40 needle hole, in gauges from $\frac{3}{16}$ to $1\frac{1}{2}$ in., in steps of $\frac{1}{16}$ in., Nos. 223309, 230795 and 231467
231470	11842	Presser Foot (hinged) complete, 38 needle hole, in gauges from $\frac{3}{16}$ to $1\frac{1}{4}$ in., in steps of $\frac{1}{16}$ in., Nos. 223309, 230795 and 231469
231472	14002	Presser Foot (hinged) complete, 50 needle hole, in gauges $\frac{3}{16}$, 1, $1\frac{1}{16}$ and $1\frac{1}{8}$ in., Nos. 223309, 230795 and 231471
231474	14002	Presser Foot (hinged) complete, 46 needle hole, in gauges $\frac{3}{16}$, 1, $1\frac{1}{16}$ and $1\frac{1}{8}$ in., Nos. 223309, 230795 and 231473

No.	Plate	Name
231476	14002	Presser Foot (hinged) complete, 38 needle hole, in gauges $1\frac{1}{8}$, 1, $1\frac{1}{16}$ and $1\frac{1}{8}$ in., Nos. 223309, 230795 and 231475
231478	14002	Presser Foot (hinged) complete, 50 needle hole, in gauges $1\frac{1}{8}$, 1, $1\frac{1}{16}$ and $1\frac{1}{8}$ in., Nos. 223309, 230795 and 231477
231480	14002	Presser Foot (hinged) complete, 46 needle hole, in gauges $1\frac{1}{8}$, 1, $1\frac{1}{16}$ and $1\frac{1}{8}$ in., Nos. 223309, 230795 and 231479
231482	14002	Presser Foot (hinged) complete, 40 needle hole, in gauges $1\frac{1}{8}$, 1, $1\frac{1}{16}$ and $1\frac{1}{8}$ in., Nos. 223309, 230795 and 231481
231484	14002	Presser Foot (hinged) complete, 38 needle hole, in gauges $1\frac{1}{8}$, 1, $1\frac{1}{16}$ and $1\frac{1}{8}$ in., Nos. 223309, 230795 and 231483
231486	14002	Presser Foot (hinged) complete, 50 needle hole, in gauges from $1\frac{1}{8}$ to $1\frac{1}{2}$ in., in steps of $\frac{1}{16}$ in., Nos. 223309, 230795 and 231485
231488	14002	Presser Foot (hinged) complete, 50 needle hole, in gauges from $1\frac{1}{8}$ to $1\frac{1}{2}$ in., in steps of $\frac{1}{16}$ in., Nos. 223309, 230795 and 231487
231490	14002	Presser Foot (hinged) complete, 40 needle hole, in gauges from $1\frac{1}{8}$ to $1\frac{1}{2}$ in., in steps of $\frac{1}{16}$ in., Nos. 223309, 230795 and 231489
231492	14002	Presser Foot (hinged) complete, 38 needle hole, in gauges from $1\frac{1}{8}$ to $1\frac{1}{2}$ in., in steps of $\frac{1}{16}$ in., Nos. 223309, 230795 and 231491
231494	14003	Presser Foot (hinged) complete, 50 needle hole, in gauges from $1\frac{1}{8}$ to 2 in., in steps of $\frac{1}{16}$ in., Nos. 223309, 230795 and 231493
231496	14003	Presser Foot (hinged) complete, 46 needle hole, in gauges from $1\frac{1}{8}$ to 2 in., in steps of $\frac{1}{16}$ in., Nos. 223309, 230795 and 231495
231498	14003	Presser Foot (hinged) complete, 38 needle hole, in gauges from $1\frac{1}{8}$ to 2 in., in steps of $\frac{1}{16}$ in., Nos. 223309, 230795 and 231497

No.	Plate	Name
231508	11841	Presser Foot (hinged) complete, 40 needle hole, in gauges from $1\frac{1}{8}$ to $1\frac{1}{2}$ in., in steps of $\frac{1}{16}$ in., Nos. 223309, 230795 and 231507

FOR MACHINE No. 22w170

221419	—	Presser Foot Plate, for 221420
221455	—	" " " " 221456
229309	—	" " " " 229310
229442	—	" " " " 229443
229446	—	" " " " 229447
229916	—	" " " " 229917
229937	—	" " " " 229938
221420	11844	Presser Foot (hinged) complete, 46 needle hole, in gauges from $1\frac{1}{8}$ to $1\frac{1}{2}$ in., in steps of $\frac{1}{16}$ in., Nos. 202989, 202993, 221419 and 230795
221456	11843	Presser Foot (hinged) complete, 40 needle hole, in gauges from $1\frac{1}{8}$ to 2 in., in steps of $\frac{1}{16}$ in., Nos. 221455, 223309 and 230795, for overall felling
229310	11843	Presser Foot (hinged) complete, 50 needle hole, in gauges from $1\frac{1}{8}$ to 2 in., in steps of $\frac{1}{16}$ in., Nos. 202989, 202993, 229309 and 230795
229443	14030	Presser Foot (hinged) complete, 40 needle hole, in gauges from $1\frac{1}{8}$ to $1\frac{1}{2}$ in., in steps of $\frac{1}{16}$ in., Nos. 223309, 229442 and 230795, for overall felling
229447	11844	Presser Foot (hinged) complete, 40 needle hole, in gauges from $1\frac{1}{8}$ to $1\frac{1}{2}$ in., in steps of $\frac{1}{16}$ in., Nos. 223309, 229446 and 230795
229917	11843	Presser Foot (hinged) complete, 40 needle hole, in gauges from $1\frac{1}{8}$ to $1\frac{1}{2}$ in., in steps of $\frac{1}{16}$ in., Nos. 223309, 229916 and 230795
229938	14030	Presser Foot (hinged) complete, 40 needle hole, in gauges from $1\frac{1}{8}$ to $1\frac{1}{2}$ in., in steps of $\frac{1}{16}$ in., Nos. 223309, 229937 and 230795

THROAT PLATES

FOR MACHINES Nos. 22w165 AND 22w166

No.	Plate	Name
211551	12072	Throat Plate, for 211295, 211552 and 211553, in gauges from $\frac{3}{16}$ to $\frac{1}{4}$ in., in steps of $\frac{1}{64}$ inch
211554	12072	Throat Plate, for 211555, 211556 and 211580, in gauges from $\frac{1}{4}$ to $\frac{11}{16}$ in., in steps of $\frac{1}{64}$ inch
211560	12073	Throat Plate, for 211561, 211562 and 211616, in gauges $\frac{5}{16}$, $\frac{9}{16}$, $\frac{11}{16}$, $\frac{3}{4}$ and $\frac{13}{16}$ inch
211572	12075	Throat Plate, for 211573, 211574 and 221412, in gauges $\frac{3}{16}$, $\frac{1}{4}$, $\frac{5}{16}$, $\frac{3}{8}$ and $\frac{7}{16}$ inch
211582	12076	Throat Plate, for 211583, in gauges $\frac{3}{16}$, $\frac{5}{16}$, $\frac{1}{4}$, $\frac{3}{8}$ and $\frac{7}{16}$ inch
211585	12077	Throat Plate, for 211573, 211574 and 221412, in gauges $\frac{3}{16}$, $\frac{1}{4}$, $\frac{5}{16}$ and $\frac{3}{8}$ inch
		Note: When ordering 211585, furnish sample of strip and state gauge required.
211586	12077	Throat Plate (strip), for 211555, 211556 and 211580, in gauges from $\frac{1}{4}$ to $\frac{11}{16}$ in., in steps of $\frac{1}{64}$ inch
		Note: When ordering 211586, furnish sample of strip and state gauge required.
211587	12077	Throat Plate, for 211588, in gauges $\frac{3}{16}$, $\frac{5}{16}$, $\frac{1}{4}$ and $\frac{3}{8}$ inch
211609	11828	Throat Plate, for 211606 to 211608, in gauges from $\frac{7}{16}$ to $\frac{3}{4}$ in., in steps of $\frac{1}{32}$ inch
212000	11828	Throat Plate, for 211997 to 211999, in gauges from $\frac{7}{16}$ to $\frac{3}{4}$ in., in steps of $\frac{1}{32}$ inch
212092	11827	Throat Plate (strip), for 211606 to 211608, in gauges from $\frac{7}{16}$ to $\frac{3}{4}$ in., in steps of $\frac{1}{32}$ inch
212096	11827	Throat Plate, for 211555, 211556 and 211580, in gauges from $\frac{1}{4}$ to $\frac{11}{16}$ in., in steps of $\frac{1}{64}$ inch
		Note: When ordering 212092 or 212096, furnish sample of strip and state gauge required.

No.	Plate	Name
212254	11828	Throat Plate, for 212253, in gauges $\frac{11}{16}$, $\frac{3}{4}$ and $\frac{13}{16}$ inch
222200	11828	Throat Plate, for 211295, 211552 and 211553, in gauges from $\frac{3}{16}$ to $\frac{1}{4}$ in., in steps of $\frac{1}{64}$ inch

FOR MACHINES Nos. 22w167 AND 22w168

211575	12075	Throat Plate, for 211573, 211574 and 221412, in gauges $\frac{3}{16}$, $\frac{1}{4}$, $\frac{5}{16}$, $\frac{3}{8}$ and $\frac{7}{16}$ inch
211576	12075	Throat Plate, for 211555, 211556 and 211580, in gauges from $\frac{1}{4}$ to $\frac{11}{16}$ in., in steps of $\frac{1}{64}$ inch
211610	11827	Throat Plate, for 211606 to 211608, in gauges from $\frac{7}{16}$ to $\frac{3}{4}$ in., in steps of $\frac{1}{32}$ inch
221460	11827	Throat Plate, for 211608, in gauges from $\frac{7}{16}$ to $\frac{11}{16}$ in., in steps of $\frac{1}{32}$ inch

FOR MACHINE No. 22w169

211569	12074	Throat Plate, for 211570, 211571 and 211996, in gauges from 1 to 2 in., in steps of $\frac{1}{16}$ inch
211609	11828	Throat Plate, for 211606 to 211608, in gauges from $\frac{7}{16}$ to $\frac{11}{16}$ in., in steps of $\frac{1}{32}$ inch
212000	11828	Throat Plate, for 211606 to 211608, in gauges from $\frac{7}{16}$ to $\frac{11}{16}$ in., in steps of $\frac{1}{32}$ inch
212092	11827	Throat Plate (strip), for 211606 to 211608, in gauges from $\frac{7}{16}$ to $\frac{11}{16}$ in., in steps of $\frac{1}{32}$ inch
		Note: When ordering 212092, furnish sample of strip and state gauge required.

FOR MACHINE No. 22w170

211610	11827	Throat Plate, for 211606 to 211608, in gauges from $\frac{7}{16}$ to $\frac{11}{16}$ in., in steps of $\frac{1}{32}$ inch
221416	11827	Throat Plate, for 211570, 211571 and 211996, in gauges from 1 to 2 in., in steps of $\frac{1}{16}$ inch
221460	11827	Throat Plate, for 211608, in gauges from $\frac{7}{16}$ to $\frac{11}{16}$ in., in steps of $\frac{1}{32}$ inch

From the library of Diamond Needle Co.

LAP SEAM FELLERS

Note: In ordering Lap Seam Feller, give letter which refers to material to be used, in addition to the number.

- F Silks, fine muslins, etc., where there are no seams.
- L Fine shirts, underwear, corsets, etc.
- M General shirt and corset cover work, etc.
- MH Heavy corset and other medium heavy material.
- H Heavy shirt work, light overalls, etc.

No.	Plate	Name
230048	11851	Lap Seam Feller on Shank (right hand). For general work. For $\frac{1}{2}$ to 1 in. gauge machines. For F, L, M, MH or H material. Has yielding spring

OBSOLETE PARTS

No.	Plate	Name
211294	12072	Feed Dog, 40 needle hole, for needle sizes 20 and 22, in gauges $\frac{3}{32}$, $\frac{1}{8}$, $\frac{11}{32}$, $\frac{3}{8}$ and $\frac{13}{32}$ in. (obsolete), for 211557
211558	12072	Feed Dog, 50 needle hole, for needle sizes 14 and 15, in gauges $\frac{3}{32}$, $\frac{1}{8}$, $\frac{11}{32}$, $\frac{3}{8}$ and $\frac{13}{32}$ in., for 211557
211559	12072	Feed Dog, 46 needle hole, for needle sizes 16 and 18, in gauges $\frac{3}{32}$, $\frac{1}{8}$, $\frac{11}{32}$, $\frac{3}{8}$ and $\frac{13}{32}$ in., for 211557
211541	13103	Feed Dog, 50 needle hole, for needle sizes 14 and 15, in gauges from $\frac{1}{2}$ to 1 in., in steps of $\frac{1}{32}$ in., for 211584
211564	12073	Feed Dog, 50 needle hole, for needle sizes 14 and 15, in gauges $\frac{3}{8}$, $\frac{13}{32}$, $\frac{1}{2}$ and $\frac{15}{32}$ in., for 211563
211566	12073	Feed Dog, 50 needle hole, for needle sizes 14 and 15, in gauges from $\frac{1}{2}$ to 1 in., in steps of $\frac{1}{32}$ in., for 211548, 211565 and 211577
211568	12074	Feed Dog, 50 needle hole, for needle sizes 14 and 15, in gauges from 1 to 2 in., in steps of $\frac{1}{32}$ in., for 211567 and 211581
*213604	---	Feed Driving Cam Fork Lever Slide Block with 200146c
*213605	---	Feed Driving Cam Fork Lever Slide Block
213606	13103	Feed Driving Cam Fork Lever Slide Block 213604 with 213605
203250	11007	Hook Driving Shaft Collar with two 200393c
203403	13101	Needle Bar (hollow)
203701	14501	" Holder, needles $\frac{3}{32}$ in. apart and must be set diagonally, in gauges $\frac{1}{16}$, $\frac{3}{32}$, $\frac{1}{8}$ and $\frac{1}{16}$ in., with 200068H and two 200141F, for Machine No. 22w165
203703	14501	Needle Holder, in gauges $\frac{3}{32}$, $\frac{1}{8}$ and $\frac{1}{16}$ in., with 200068H and two 200141F, for Machines Nos. 22w165 to 22w168

No.	Plate	Name
203704	14501	Needle Holder, in gauges from $\frac{1}{16}$ to $\frac{1}{2}$ in., in steps of $\frac{1}{32}$ in., with 200068u and two 200141e, for Machines Nos. 22w165 to 22w168 ..
203705	14501	Needle Holder, in gauges from $\frac{1}{16}$ to $\frac{3}{4}$ in., in steps of $\frac{1}{32}$ in., with 200068u and two 200141e, for Machines Nos. 22w165 to 22w168 ..
203706	14501	Needle Holder, in gauges from $\frac{3}{16}$ to $1\frac{1}{2}$ in., in steps of $\frac{1}{32}$ in., with 200068u and two 200141e, for Machines Nos. 22w169 and 22w170 ..
203707	14501	Needle Holder, in 2 in. gauge, with 200068u and 200141e, for Machines Nos. 22w169 and 22w170 ..
213117	13102	Tension Release Lever
211577	12075	Throat Plate, for 211566, in gauges from $\frac{1}{2}$ to 1 in., in steps of $\frac{1}{32}$ in., for Machines Nos. 22w167, 22w168 and 22w170
211584	12077	Throat Plate, for 211541, in gauges from $\frac{1}{2}$ to $\frac{3}{4}$ in., in steps of $\frac{1}{32}$ in., for Machine No. 22w165
211557	12072	Throat Plate, for 211294, 211558 and 211559, in gauges from $\frac{1}{4}$ to $\frac{13}{16}$ in., in steps of $\frac{1}{32}$ in., for Machines Nos. 22w165 and 22w166
211563	12073	Throat Plate, for 211564, in gauges $\frac{3}{8}$, $\frac{13}{16}$, $\frac{7}{8}$ and $\frac{15}{16}$ in., for Machine No. 22w165
211565	12073	Throat Plate, for 211566, in gauges from $\frac{1}{2}$ to 1 in., in steps of $\frac{1}{32}$ in., for Machines Nos. 22w165 and 22w170
211548	13103	Throat Plate, for 211566, in gauges from $\frac{1}{2}$ to 1 in., in steps of $\frac{1}{32}$ in., for Machines Nos. 22w165 and 22w170
		Note: When ordering 211548, furnish sample of strip and state gauge required.
211567	12074	Throat Plate, for 211568, in gauges from 1 to 2 in., in steps of $\frac{1}{16}$ in., for Machine No. 22w169
211581	12076	Throat Plate, for 211568, in gauges from 1 to 2 in., in steps of $\frac{1}{32}$ in., for Machine No. 22w170
202470	12320	Bobbin Winder Base
202471	12320	" " Frame
202472	12319	" " " Spring
202474	12320	" " Spindle

No.	Plate	Name
202477	12319	Bobbin Winder Stop Latch Thumb Lever
202480	12320	Bobbin Winder Spool Holder Base with 200355u and 202484
202481	12320	Bobbin Winder Spool Holder Base Spool Pin
202482	12319	Bobbin Winder Spool Holder Tension Disc (lower or upper)
202483	12319	Bobbin Winder Spool Holder Tension Disc Spring (brass)
202484	12319	Bobbin Winder Spool Holder Tension Disc Thread Guide
202485	12320	Bobbin Winder Spool Holder complete, Nos. 200011e, 202480, 202481, 202483, two 202482 and one wood screw 1 in., No. 13
227522	12319	Bobbin Winder Stop Latch
227523	12320	Bobbin Winder complete, Nos. 200056e, 200161d, 200221d, 201537u, 202470 to 202474, 202477, 202478, 227522, three 200299u and two round head wood screws 1 in., No. 13

PLATE 10438—FULL SIZE



200031 200668 200271 200098



200291 202036 200078 204209



204212 204194



204208



204213



202622



204211



From the library of: Diamond Needle Corp

PLATE 10838—ONE-EIGHTH SIZE

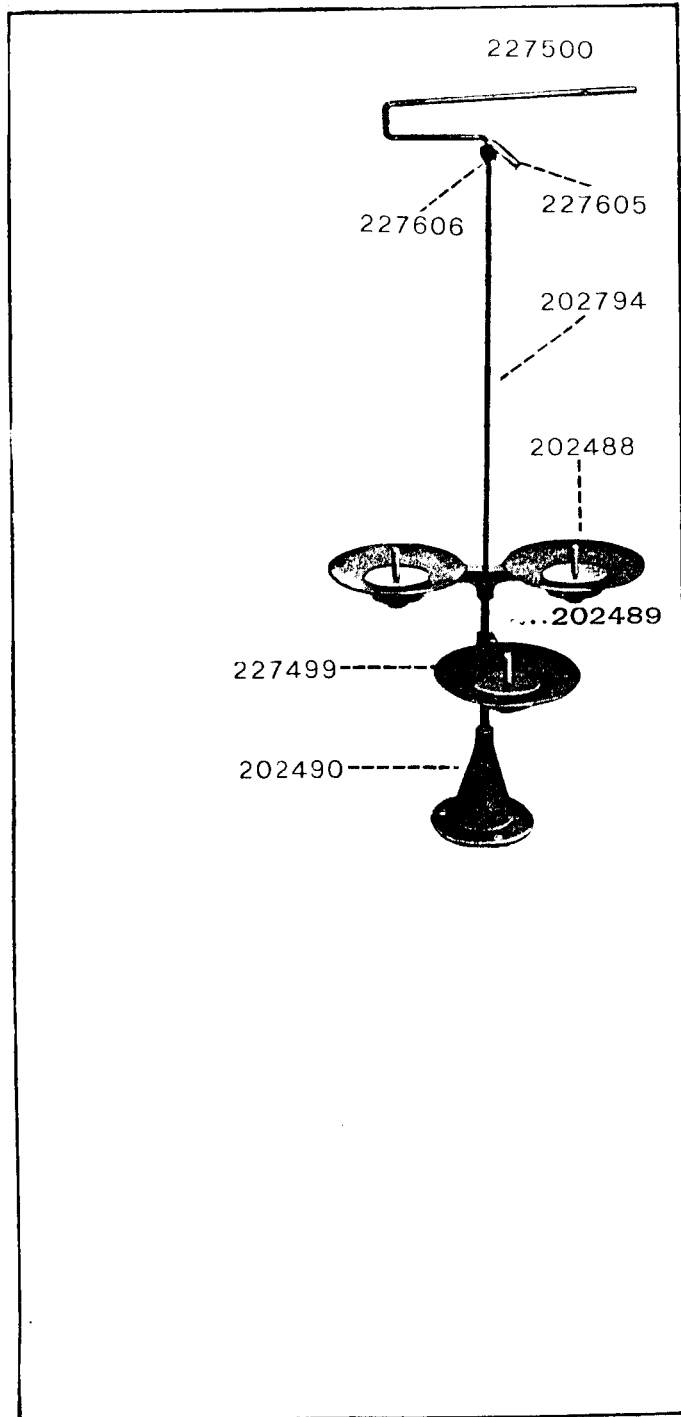


PLATE 10881—FULL SIZE

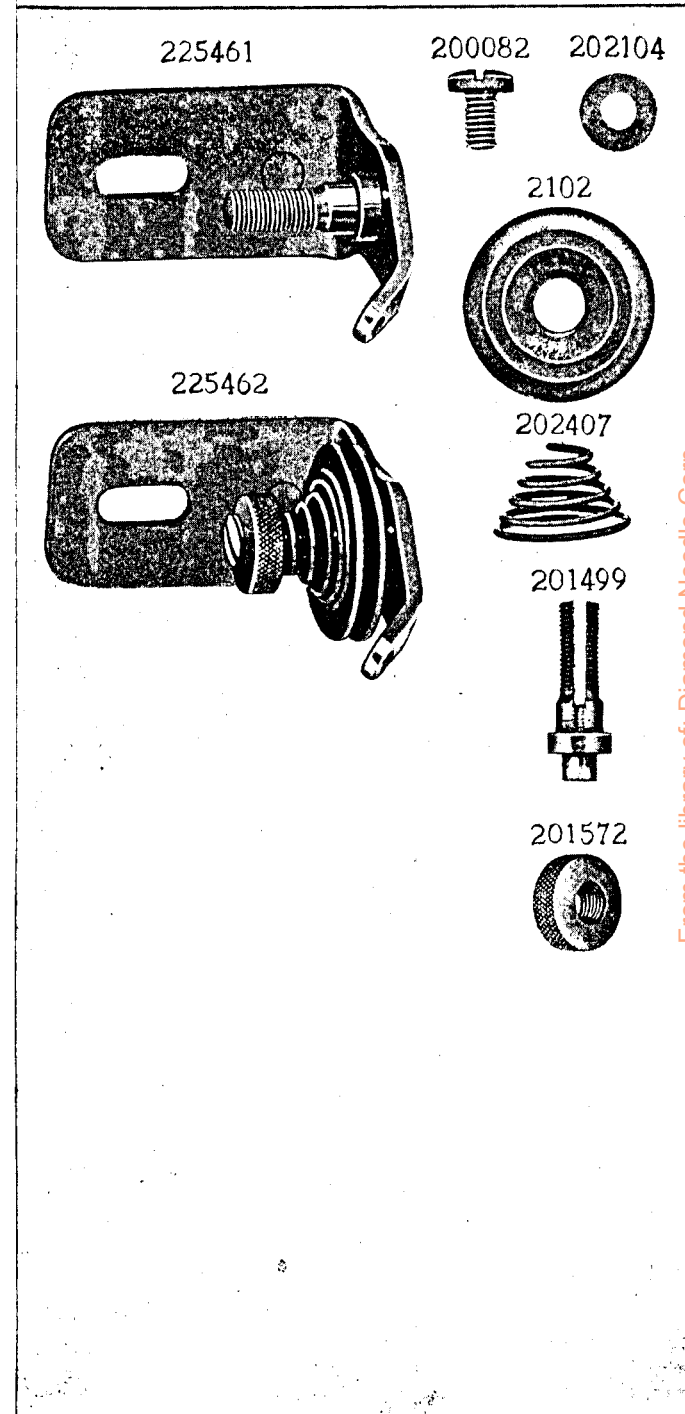


PLATE 10882—FULL SIZE

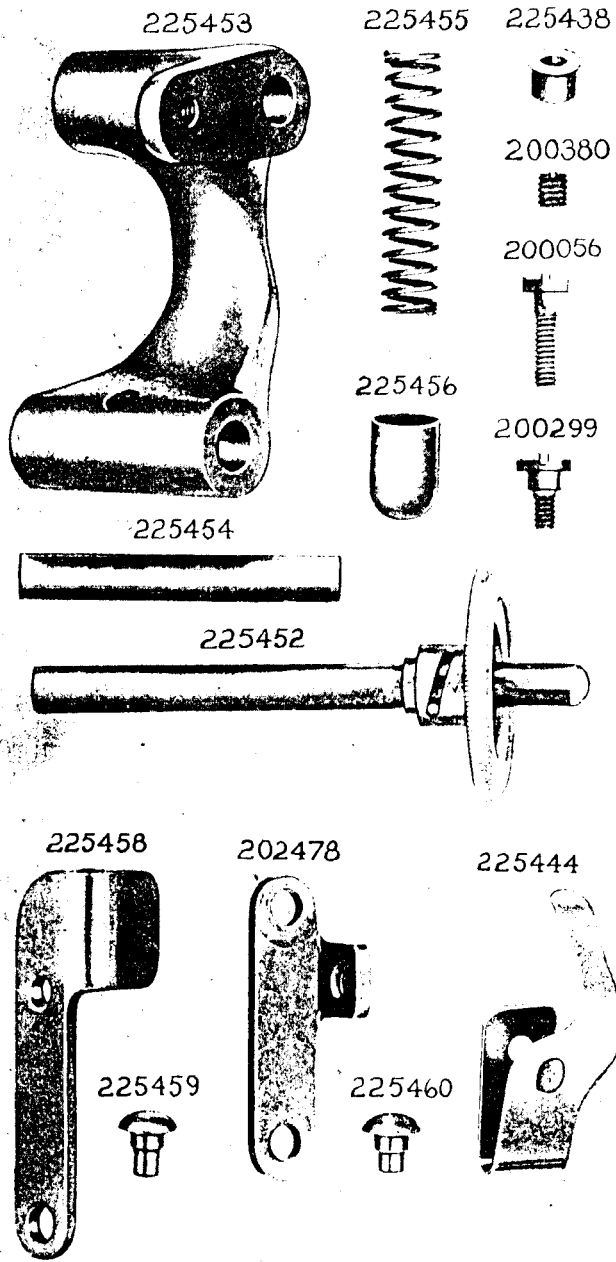
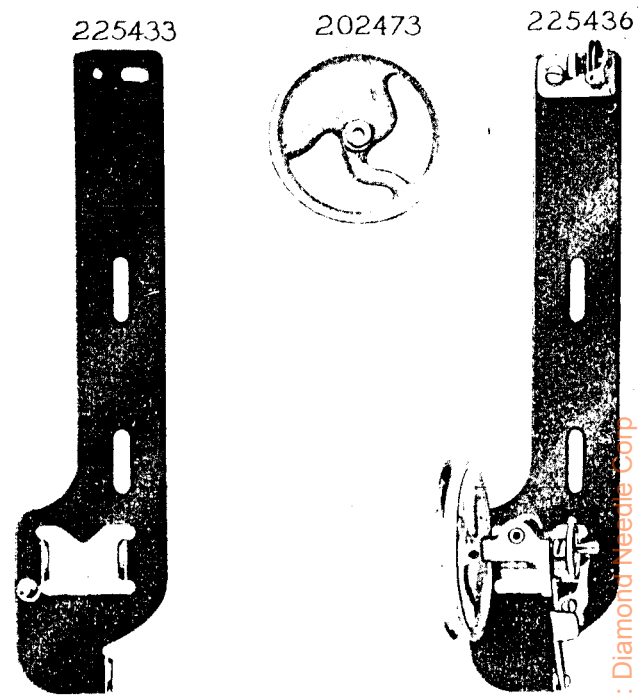


PLATE 10883 ONE-FOURTH SIZE



From the library of: Diamond Needle Corp

PLATE 11007-FULL SIZE

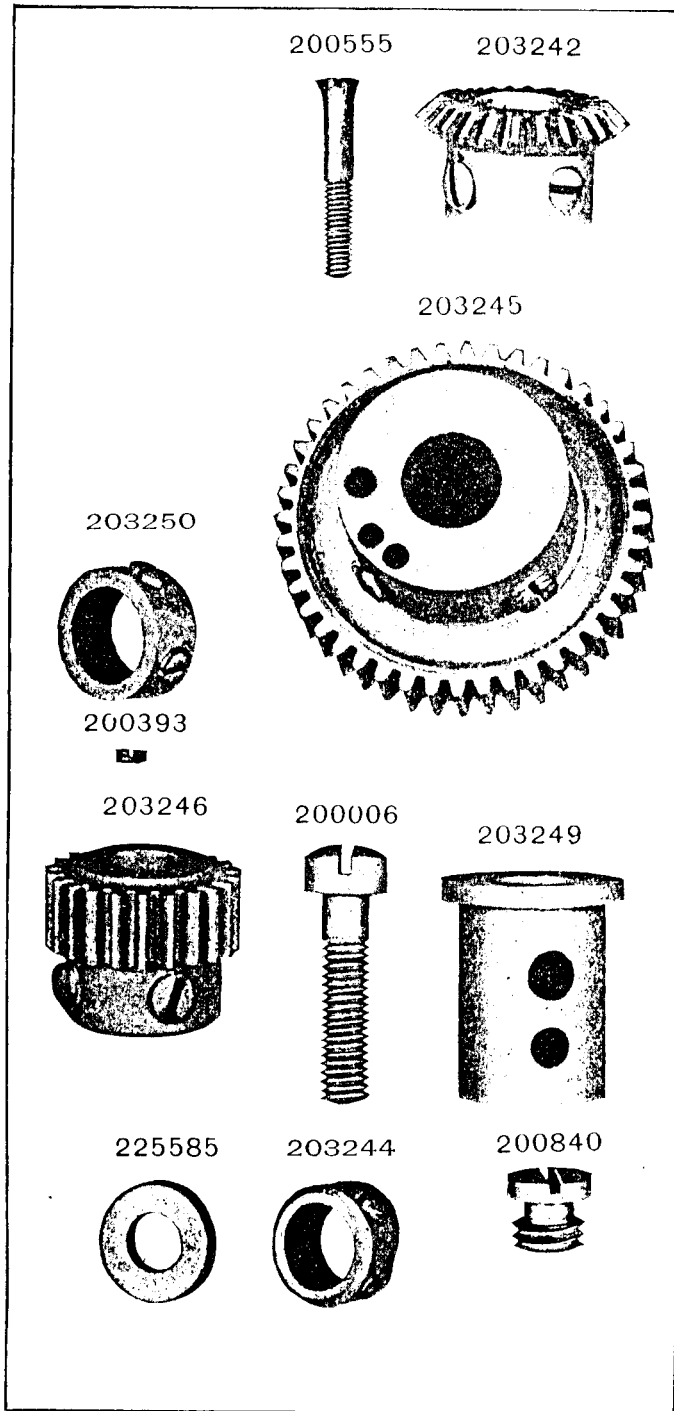


PLATE 11137-FULL SIZE

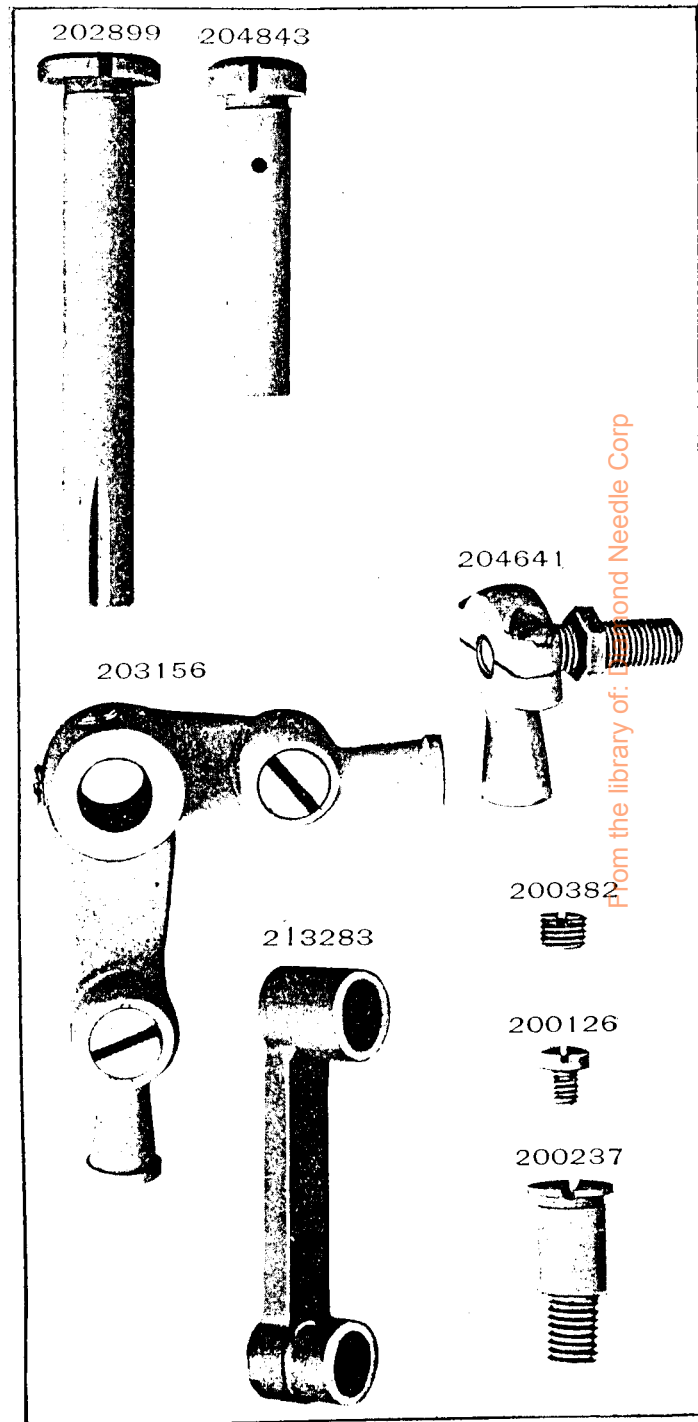


PLATE 11144—ONE-HALF SIZE




PLATE 11238—FULL SIZE

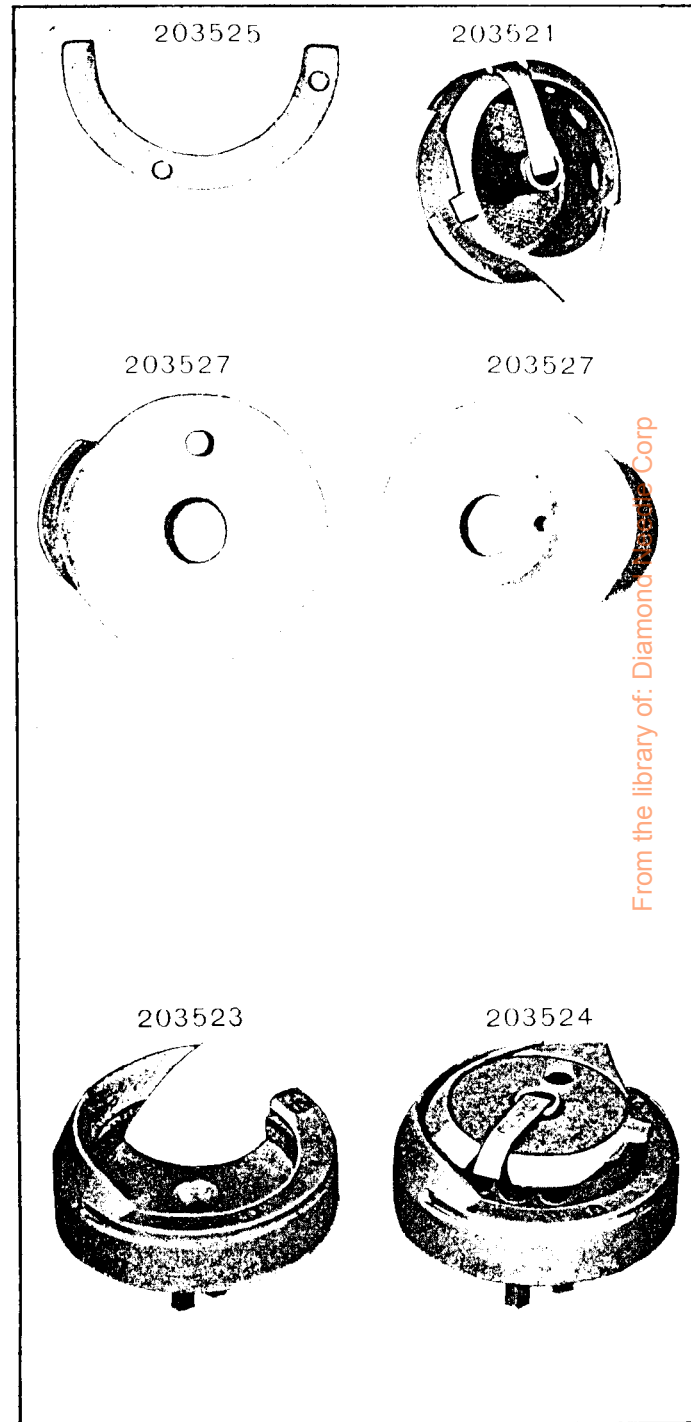




PLATE 11239—ONE-HALF SIZE


203528



203528



203508



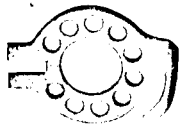
203523



203529

№ 14 OUTFIT

203499



203506



203527



203527



203470



203521



203478




213810




PLATE 11273—ONE-HALF SIZE

213797



213798



From the library of: Diamond Needle Corp

PLATE 11806 -FULL SIZE

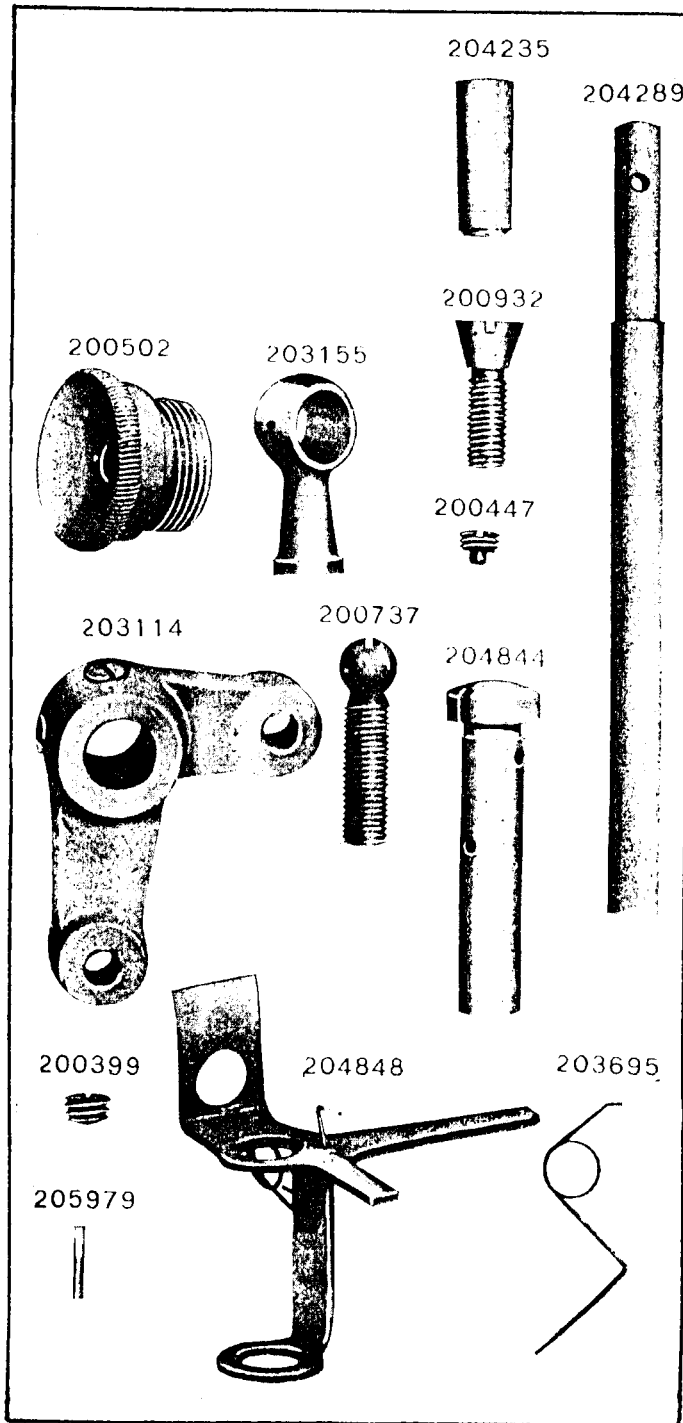


PLATE 11807 -ONE-HALF SIZE

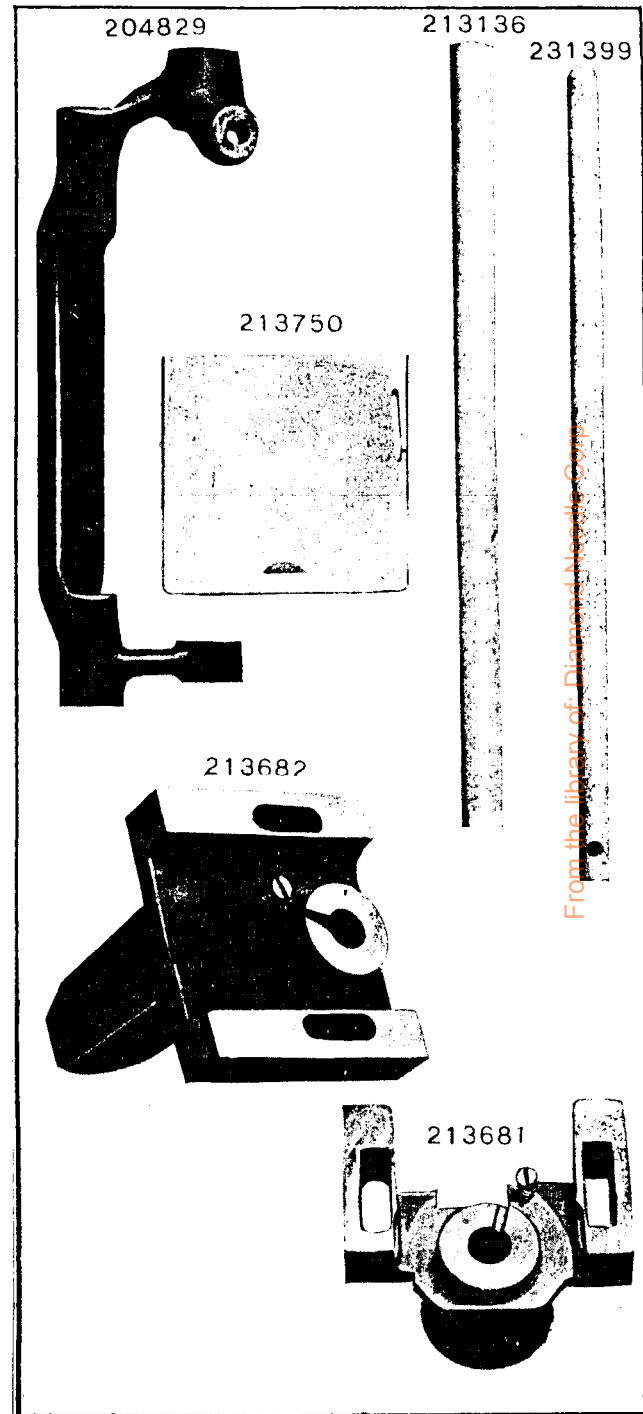




PLATE 1,1827-FULL SIZE

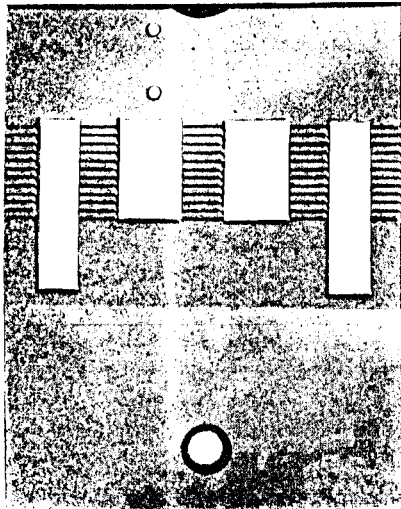
211610
221460



212096



221416



212092


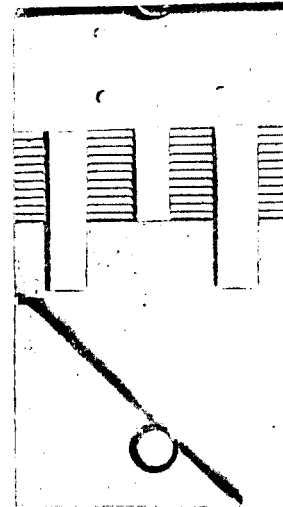


PLATE 11828 -FULL SIZE

222200




212000




211606
211607
211608



211997
211998
211999



211609



212254



212253



From the library of: Diamond Needle Corp

PLATE 11840 -FULL SIZE

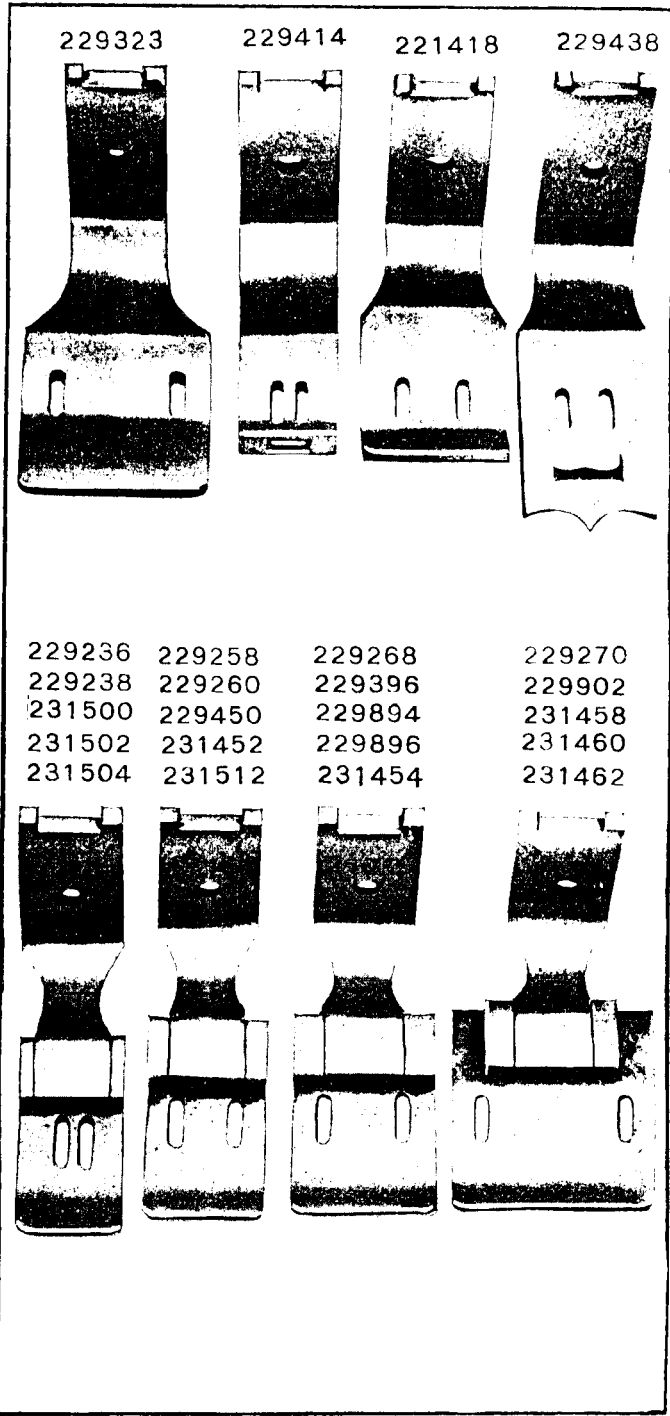
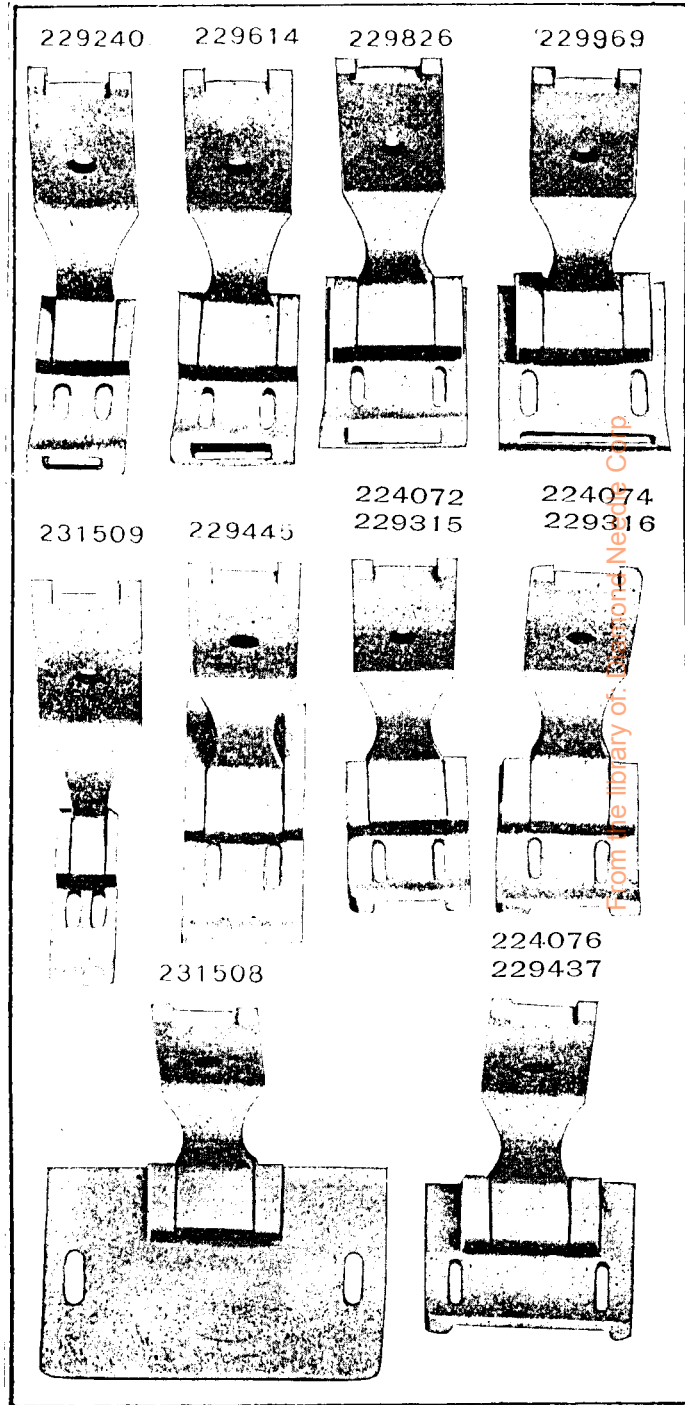


PLATE 11841 -FULL SIZE



From the library of: www.oxford-needs.com

PLATE 11842 - FULL SIZE

231510

229398

229400

231511

229413

231464

229898

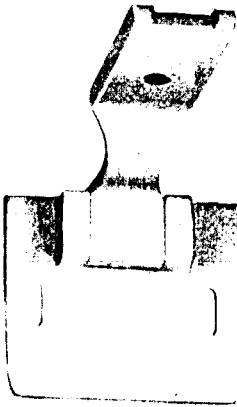
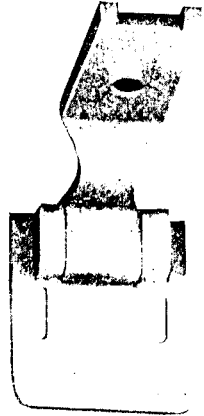

231466

229900

231468

231456

231470



229585

229428

211547

229847

229913

229314



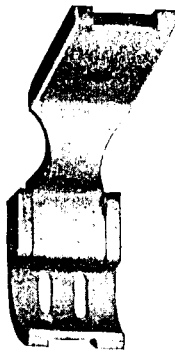

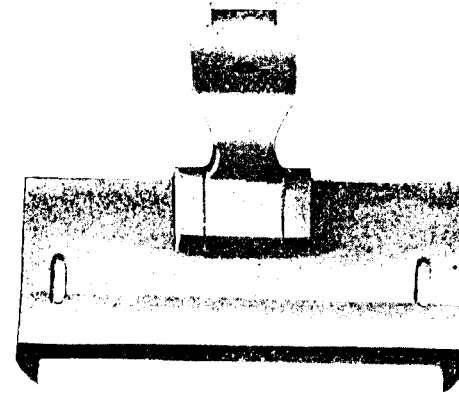


PLATE 11843 - FULL SIZE


229917



229310



221456



From the library of: Diamond Needle Corp

PLATE 11844-FULL SIZE

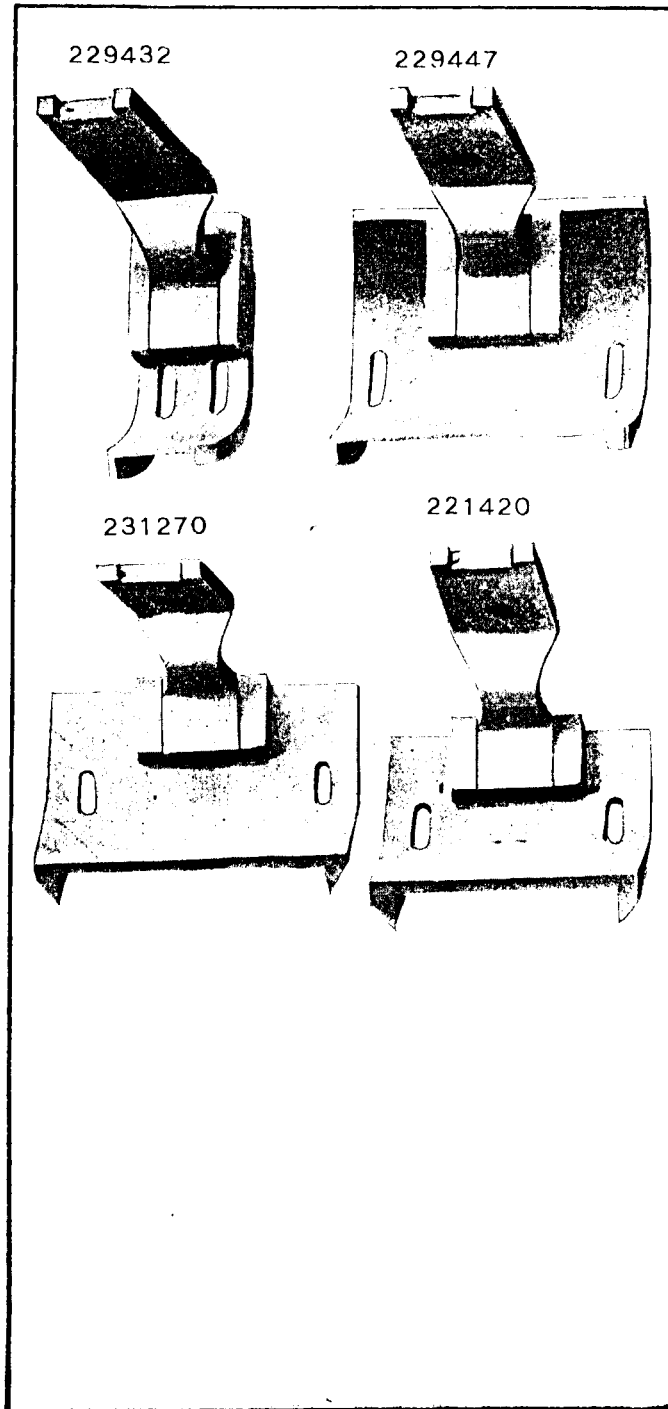
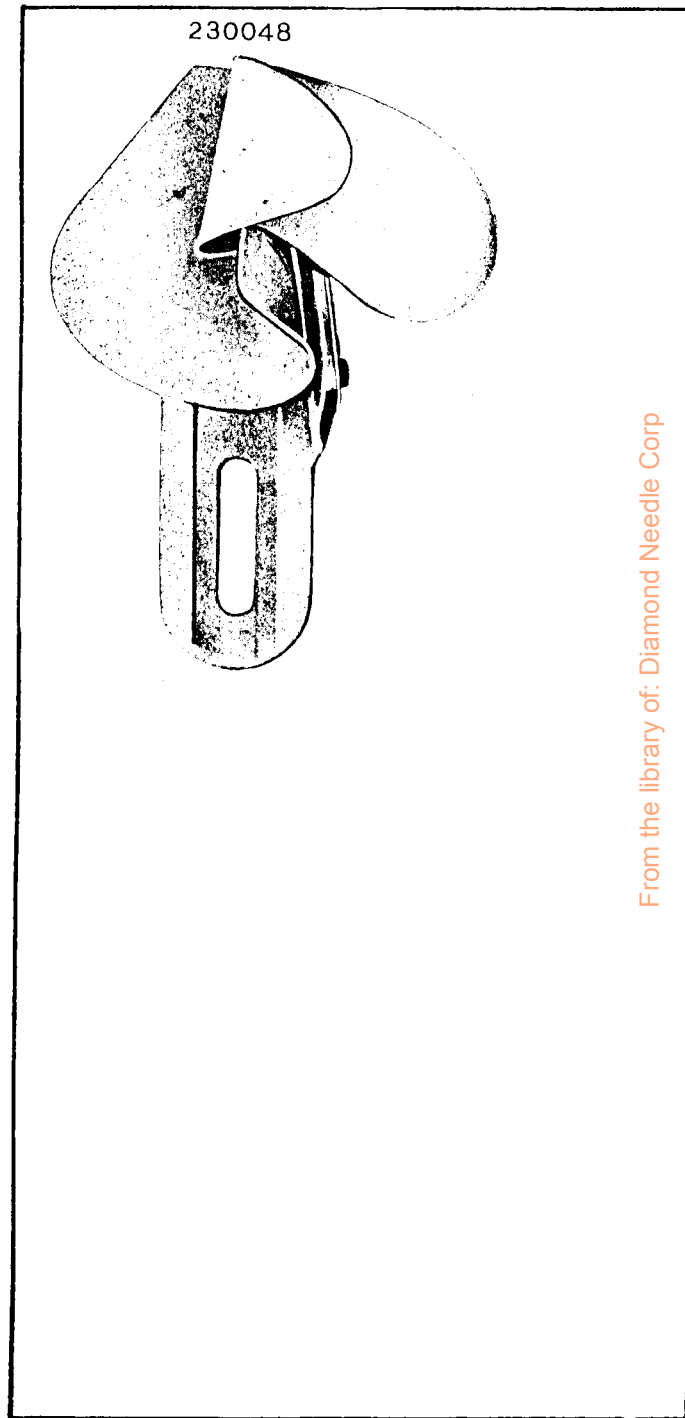


PLATE 11851-FULL SIZE



From the library of: Diamond Needle Corp

PLATE 12072-FULL SIZE

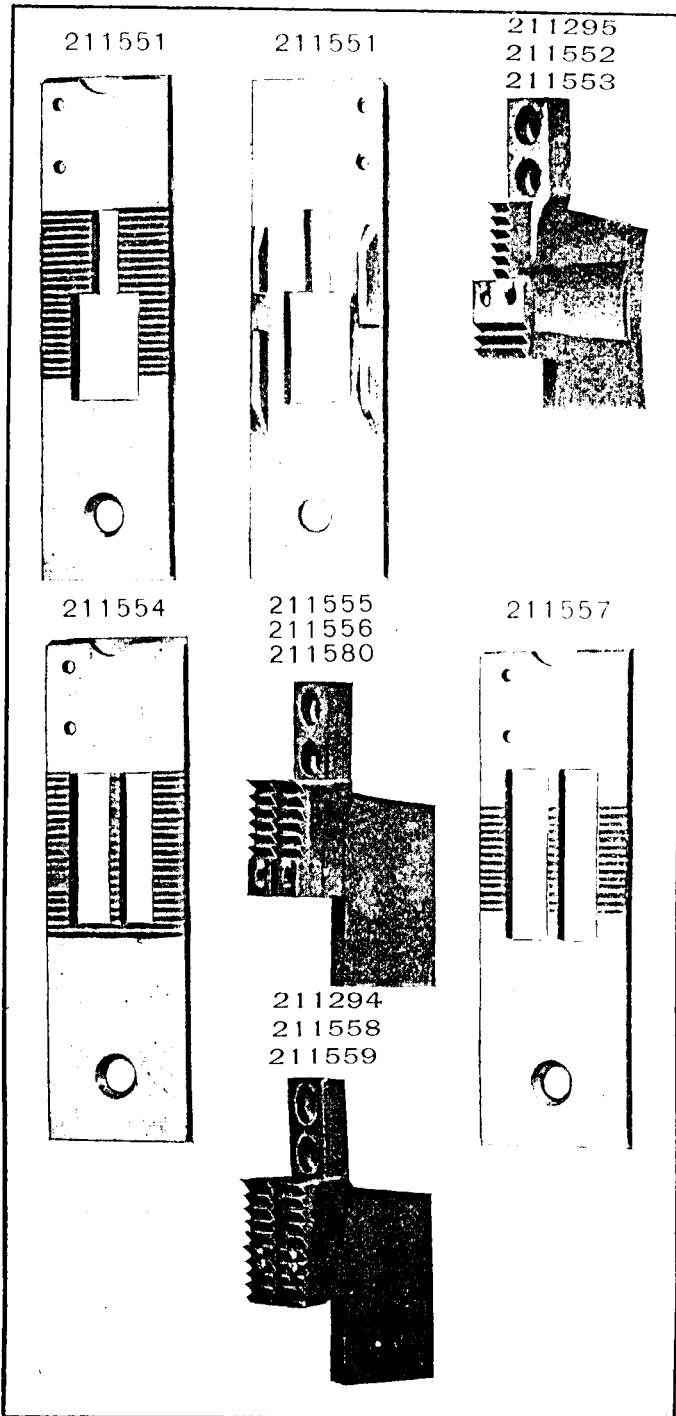
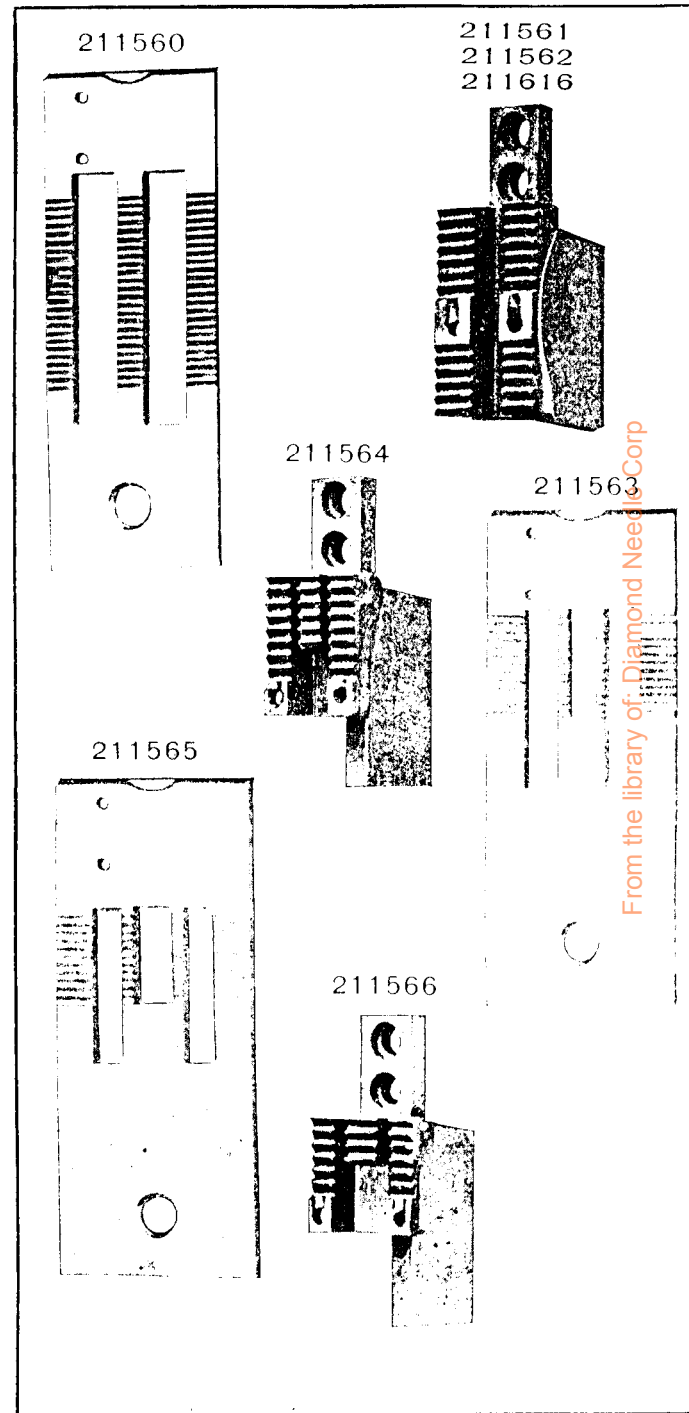


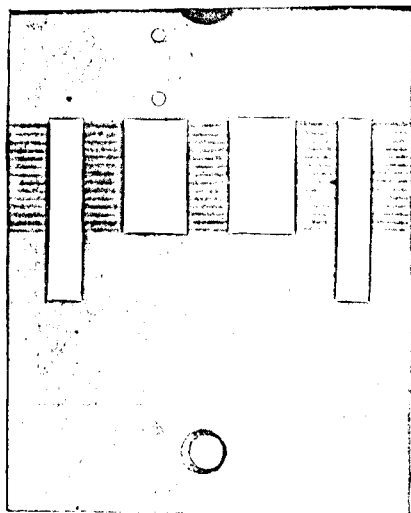
PLATE 12073-FULL SIZE




From the library of: [Diamond Needle Corp](#)

PLATE 12074—FULL SIZE

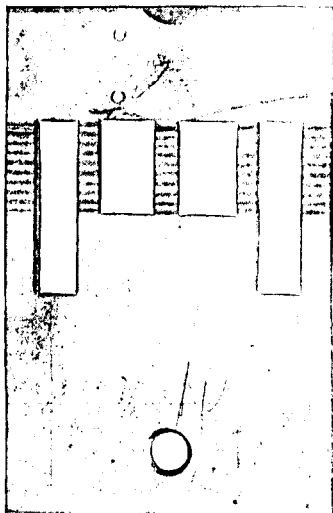
211567



211568



211569



211570
211571
211996






PLATE 12075—FULL SIZE

211572




211573


211574
221412




211575



211576




211577




From the library of: Diamond Needle Corp.

PLATE 12076-FULL SIZE


211578



211583



211581



211582

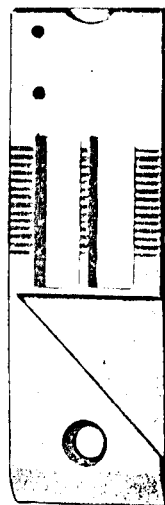




PLATE 12077-FULL SIZE


211584




211585



211586



211588



211587



From the library of: Diamond Needle Corp

PLATE 12305—FULL SIZE

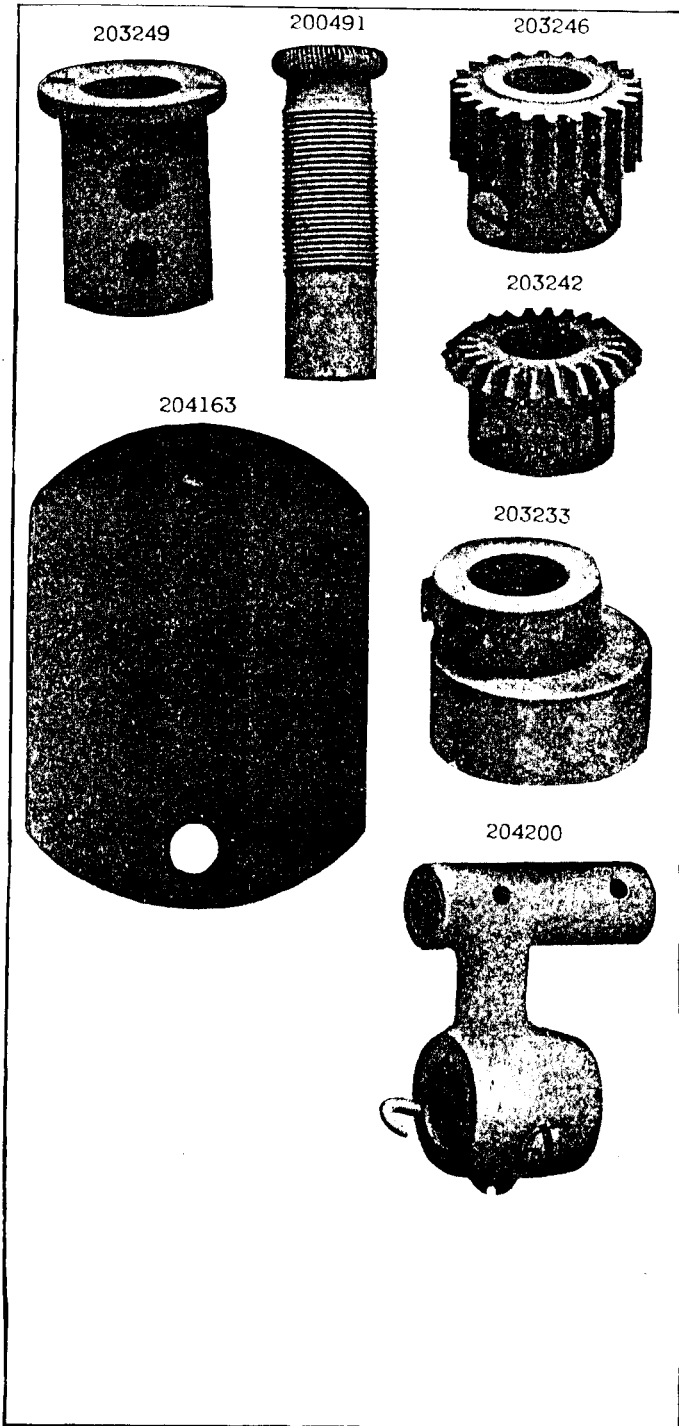
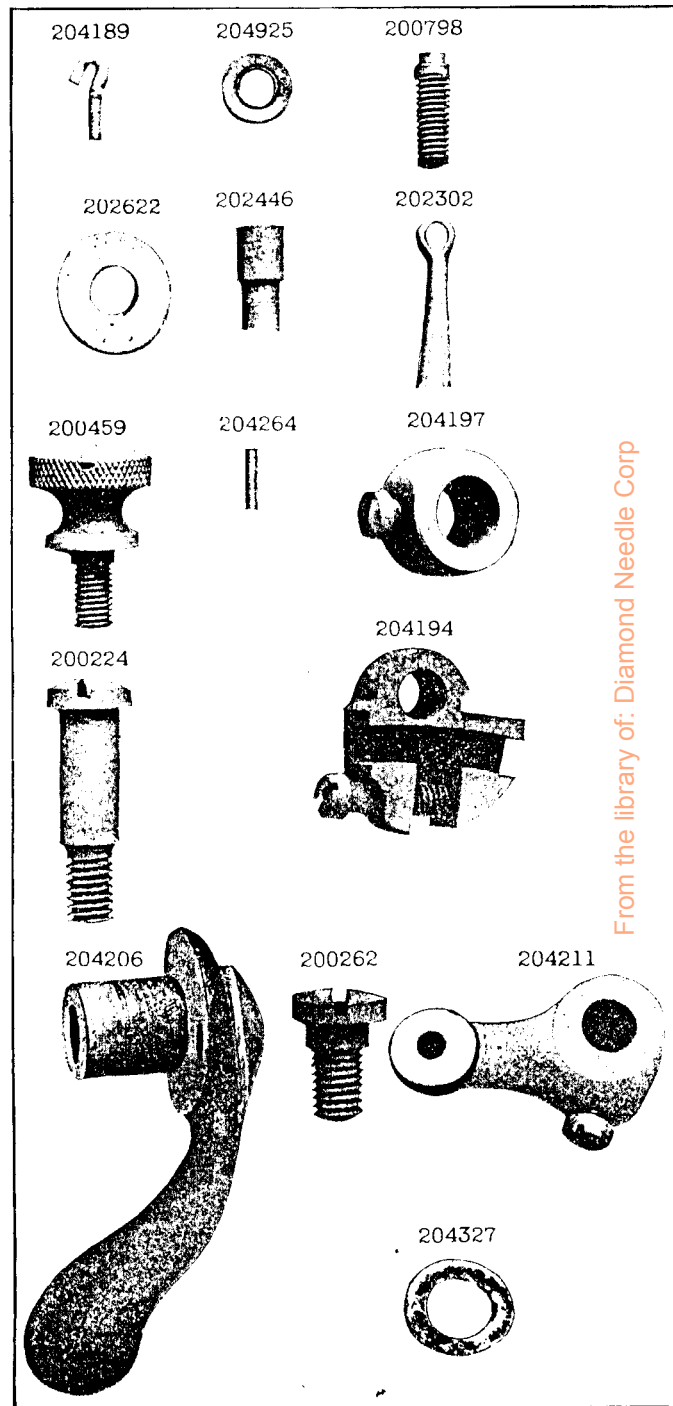


PLATE 12306—FULL SIZE



From the library of: Diamond Needle Corp

PLATE 12308—FULL SIZE

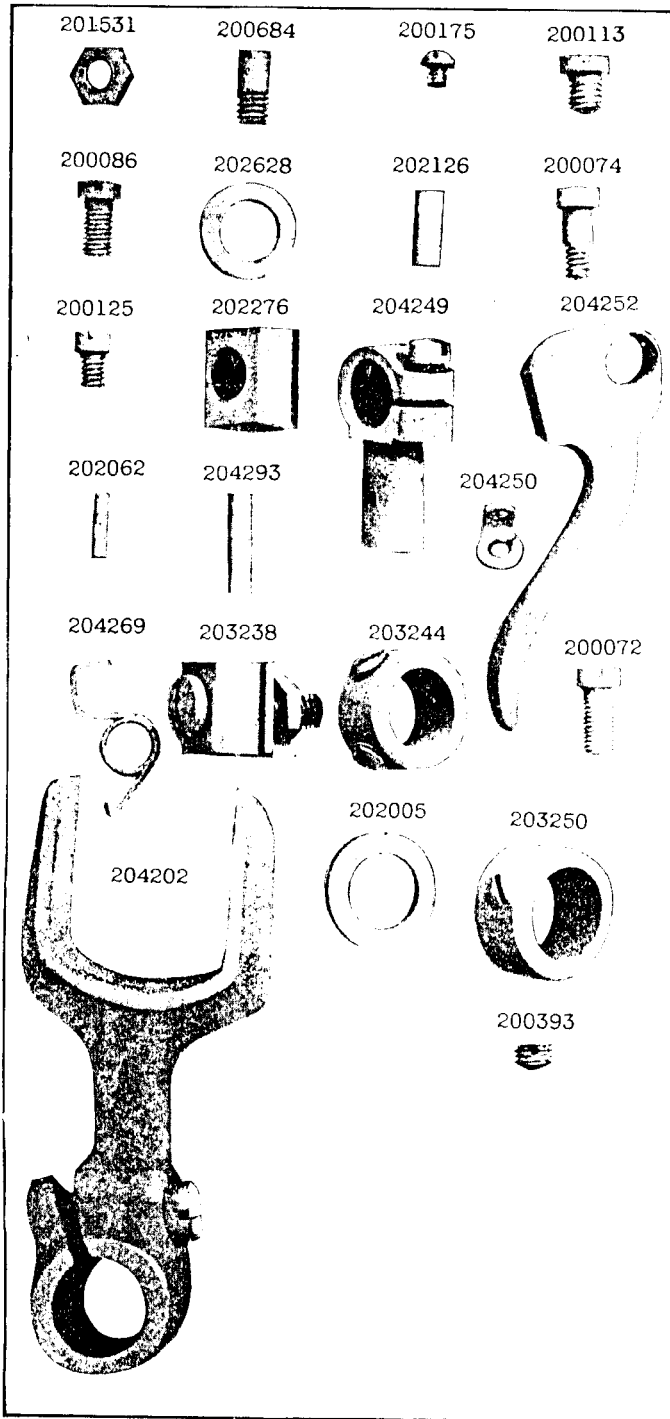
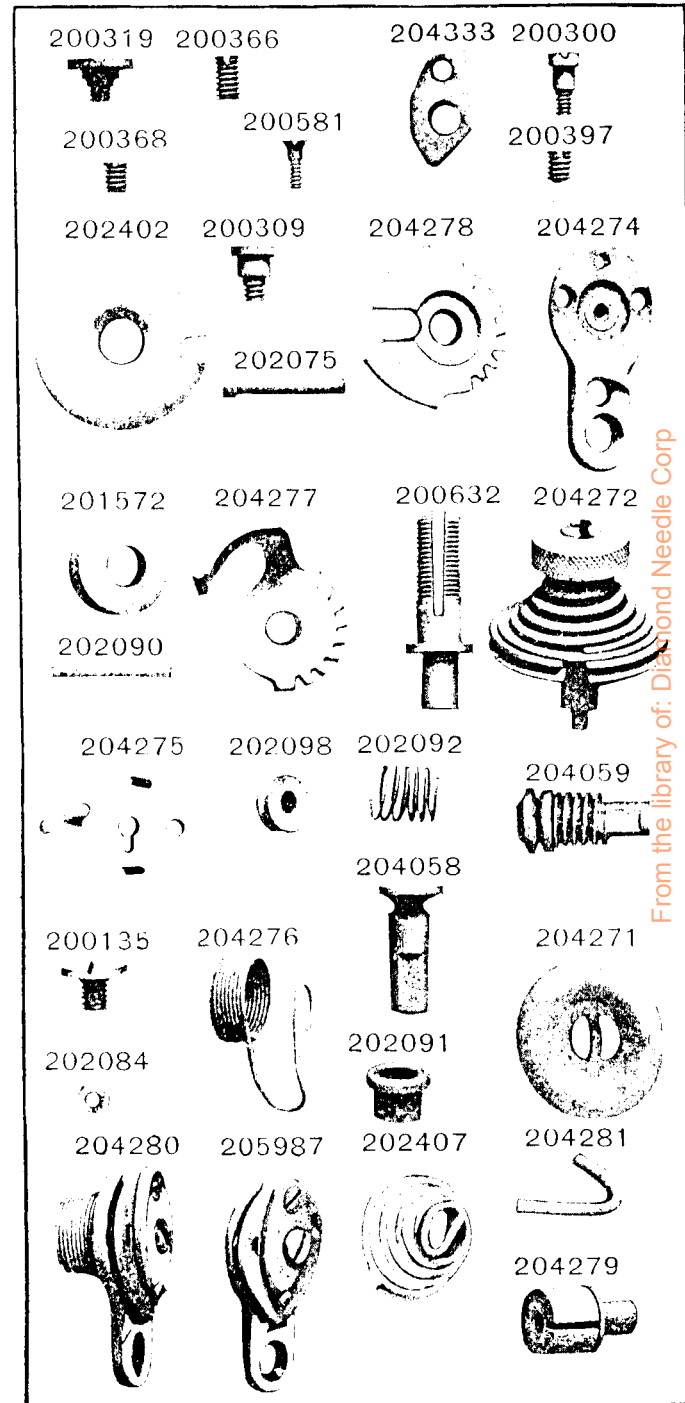


PLATE 12309—FULL SIZE



From the library of: Diamond Needle Corp

PLATE 12311—FULL SIZE

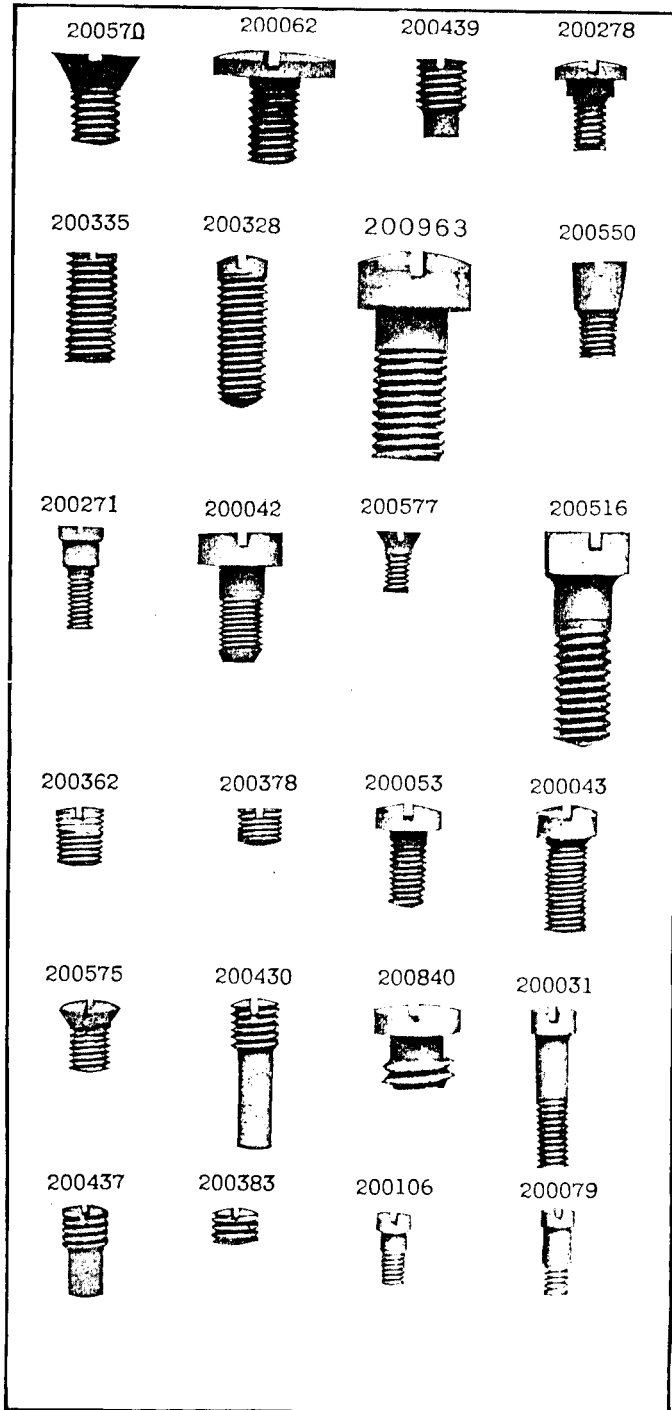


PLATE 12319—FULL SIZE

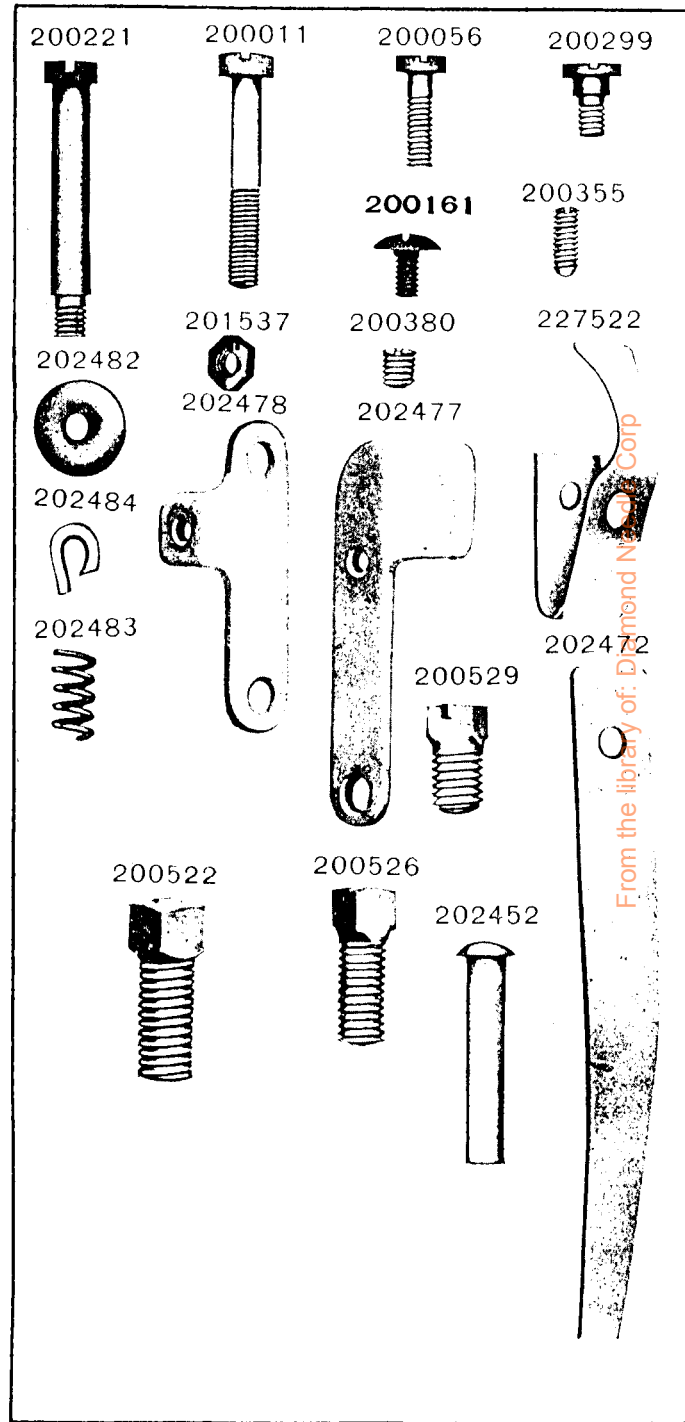


PLATE 12320—ONE-HALF SIZE

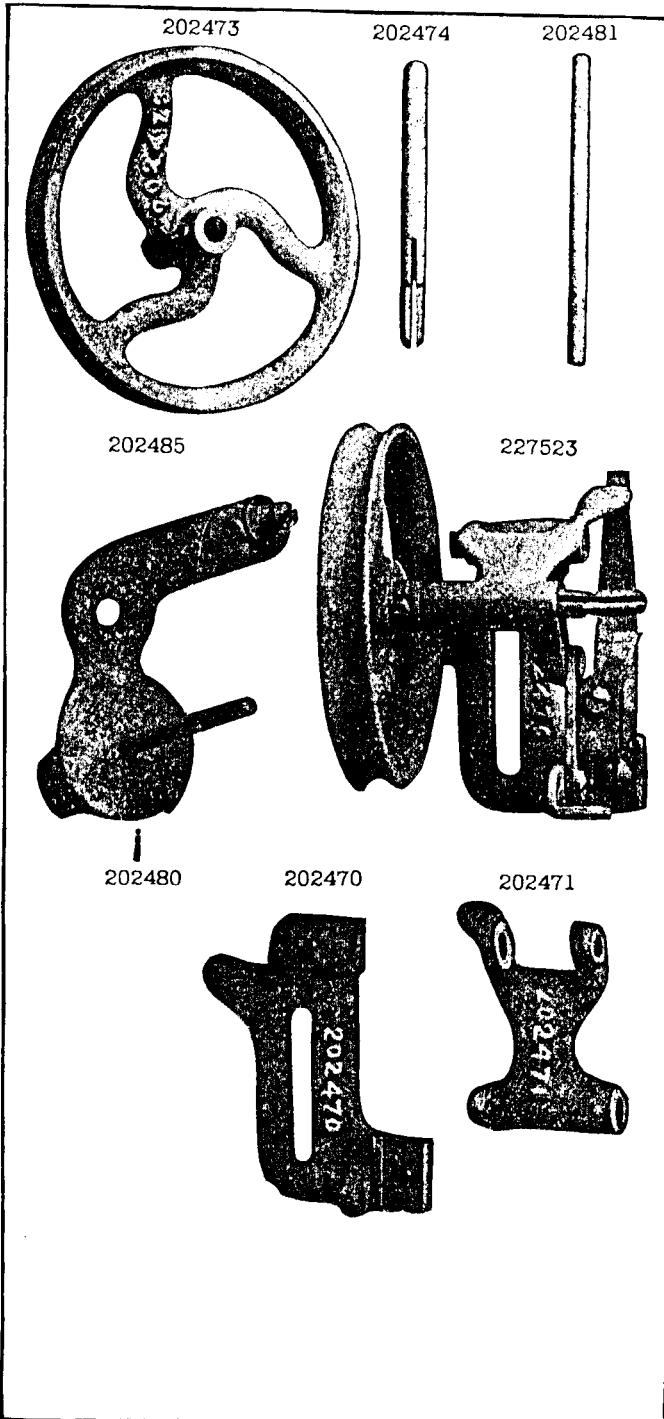


PLATE 12334—ONE-HALF SIZE

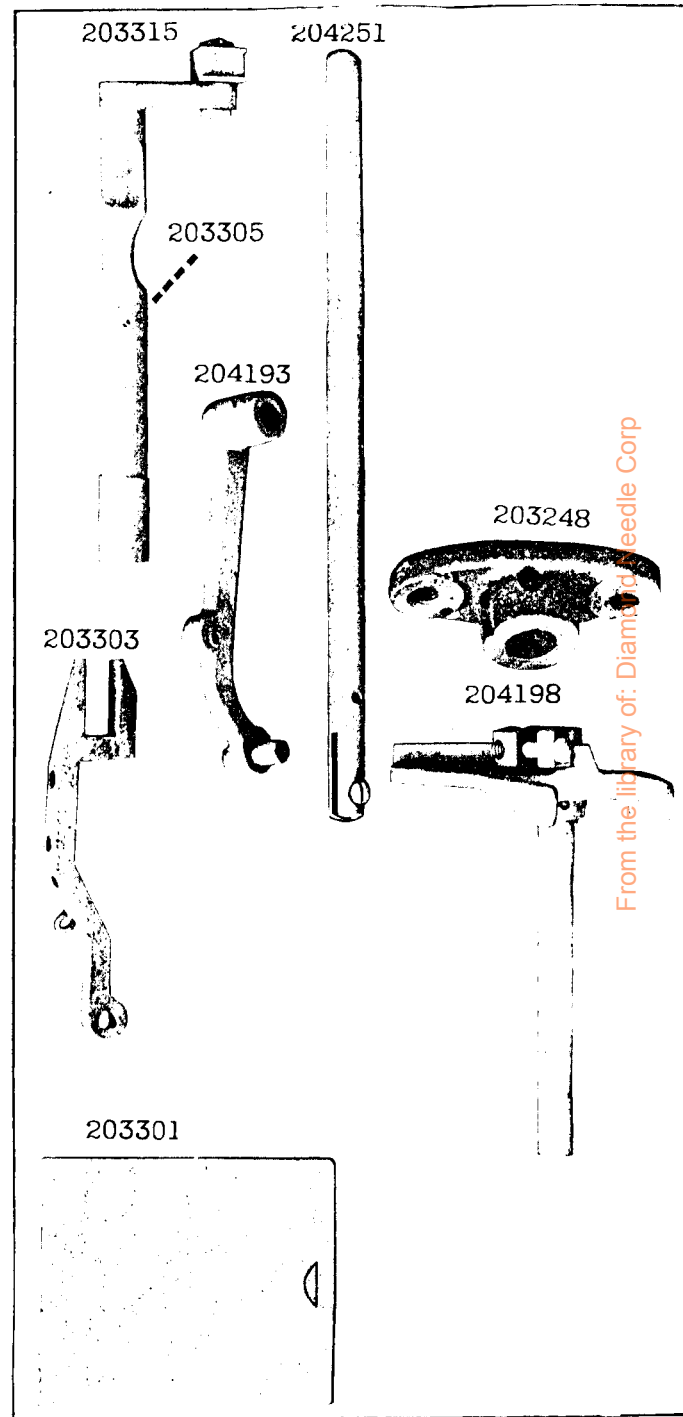


PLATE 12338—FULL SIZE

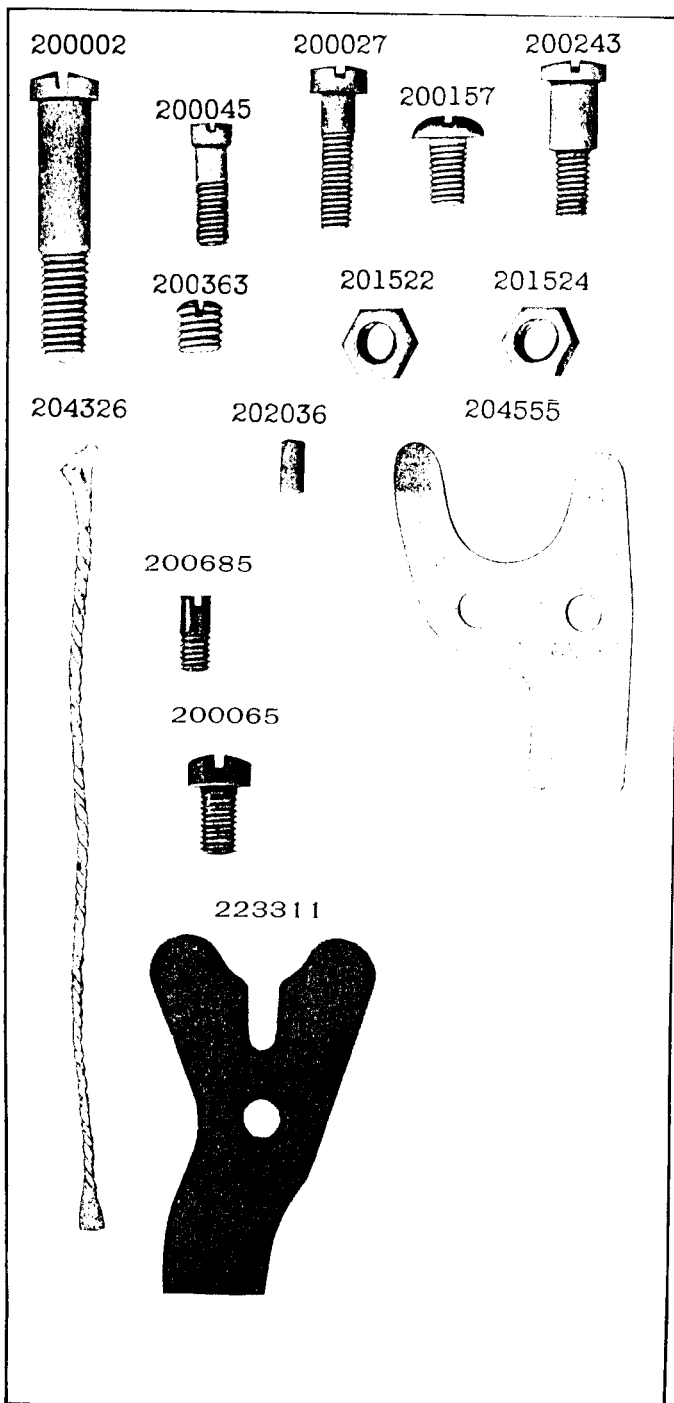
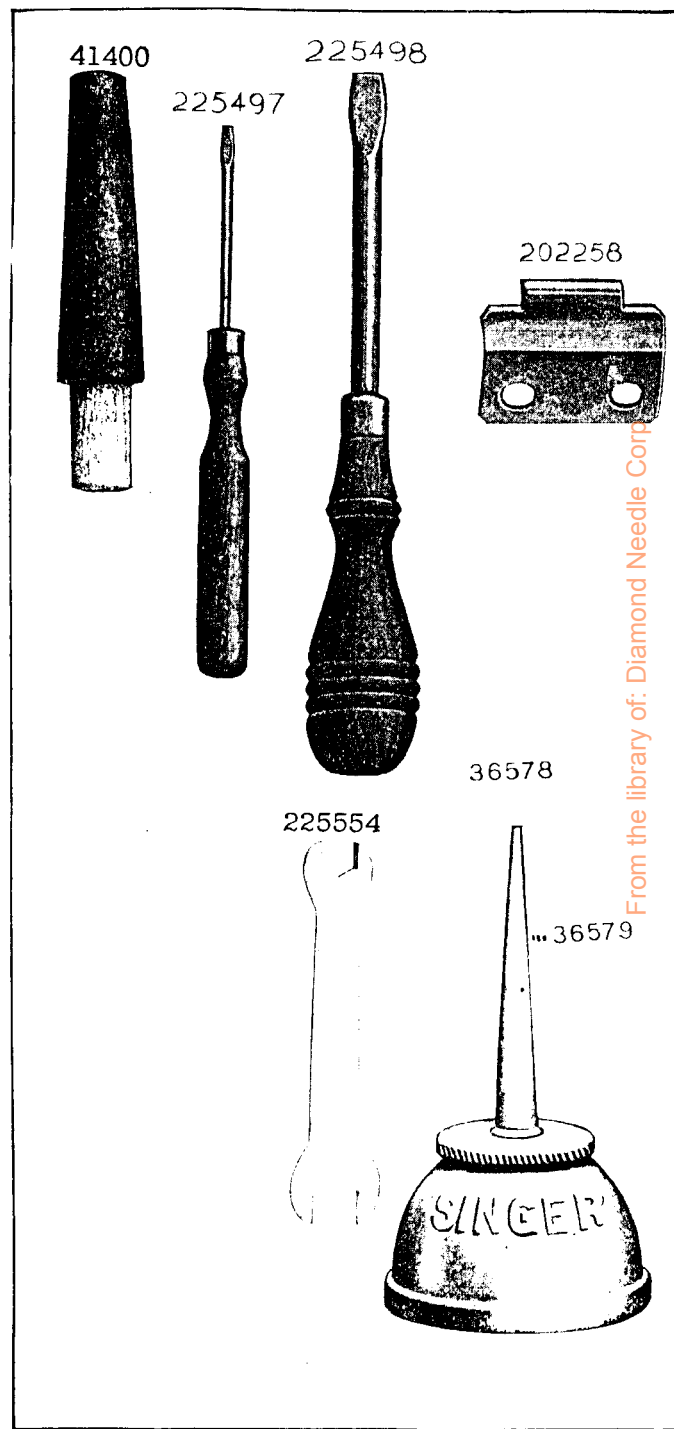


PLATE 12345—ONE-HALF SIZE



From the library of: Diamond Needle Corp

PLATE 12386—FULL SIZE

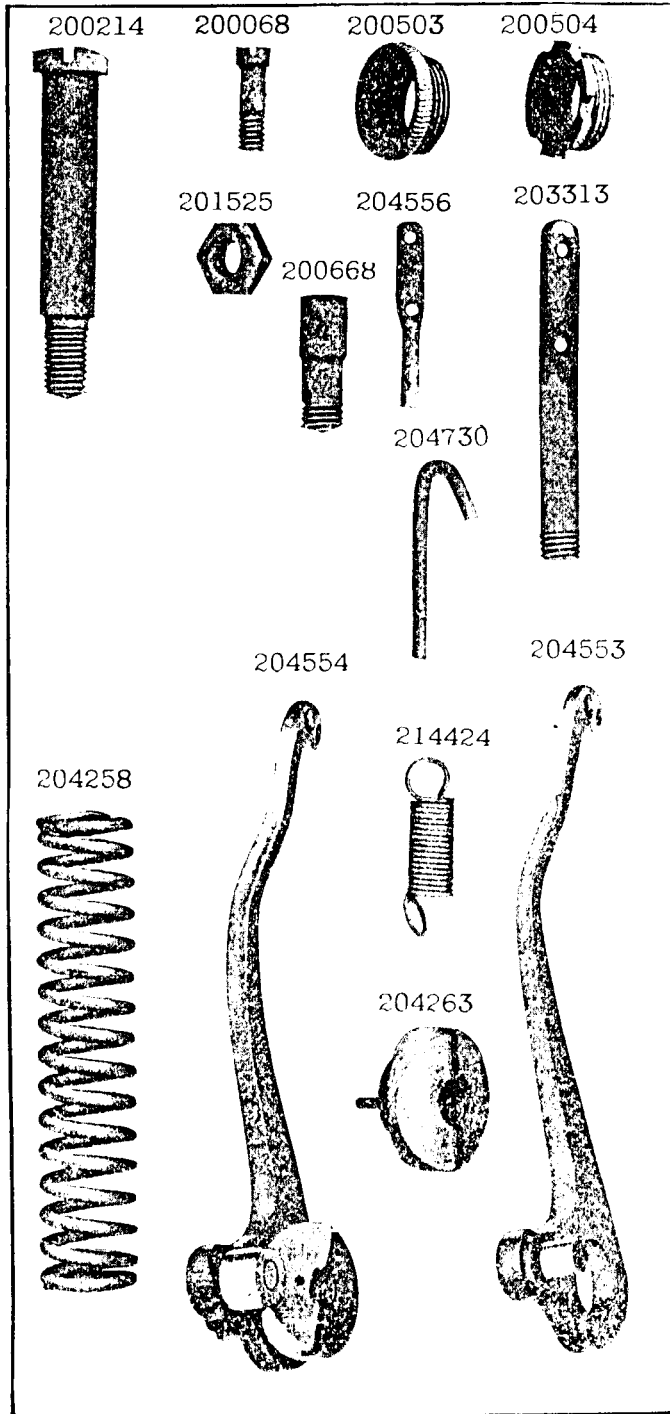
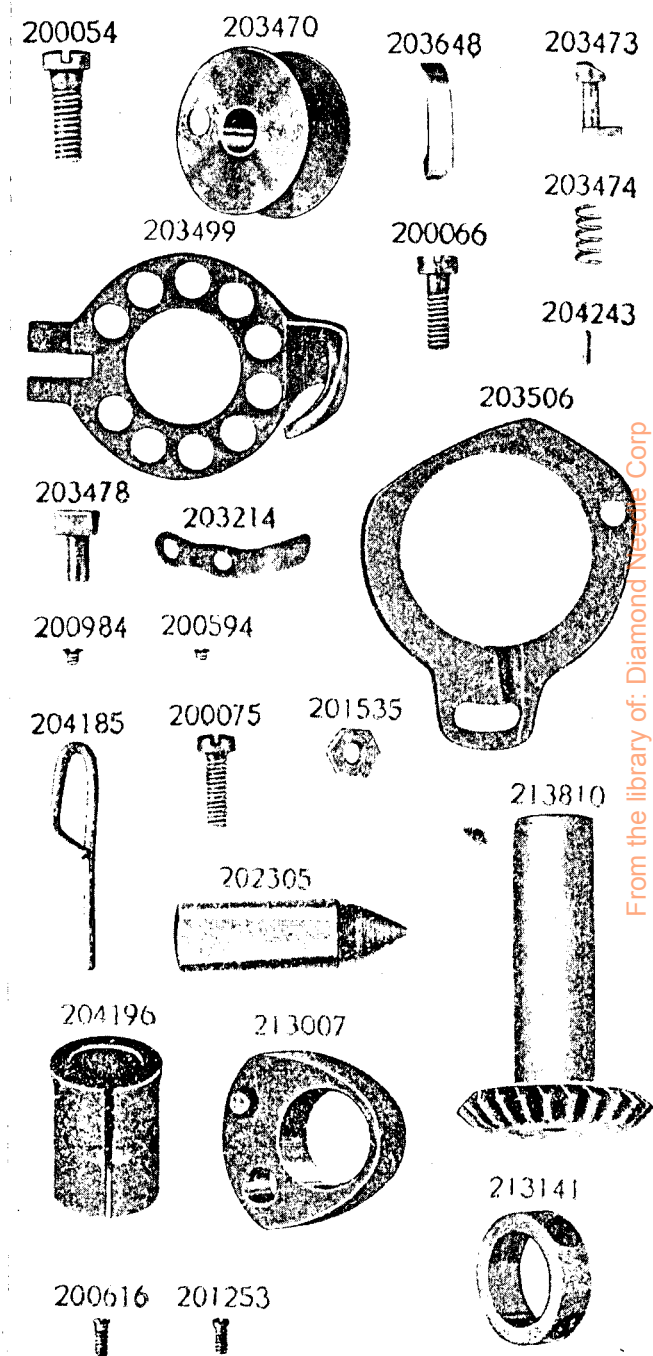


PLATE 13099—FULL SIZE



From the library of: Diamond Reecate Corp

PLATE 13100—ONE-FOURTH SIZE

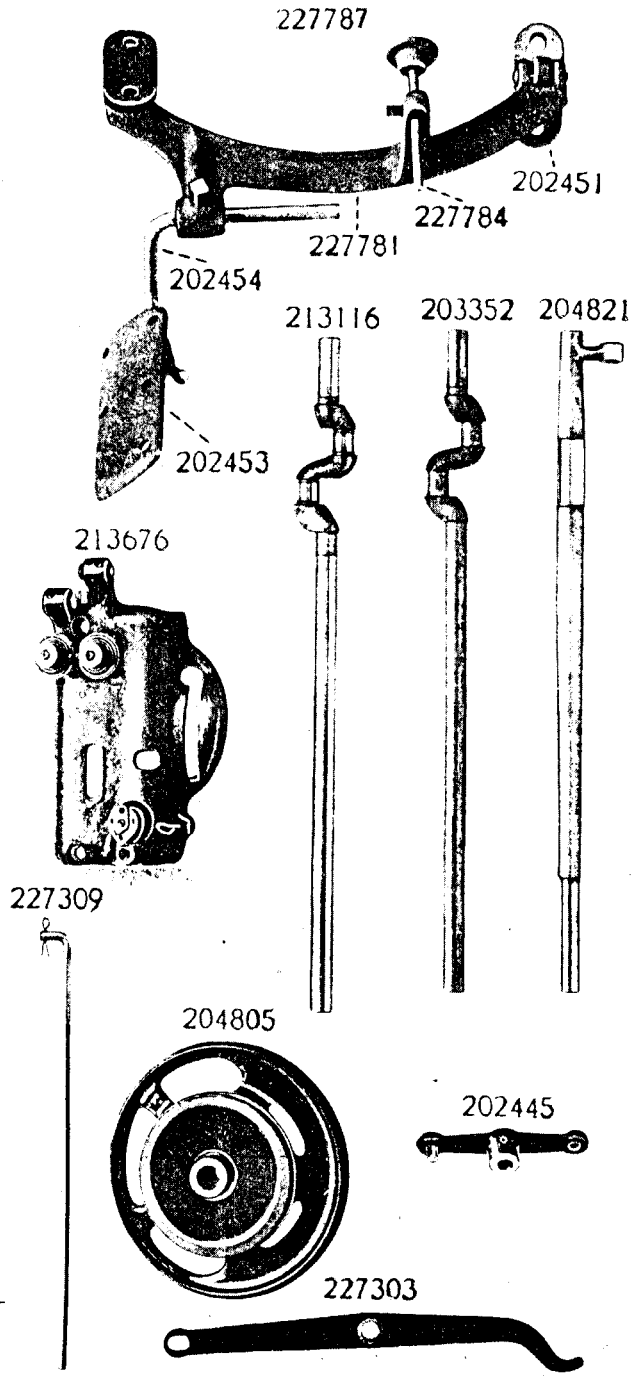
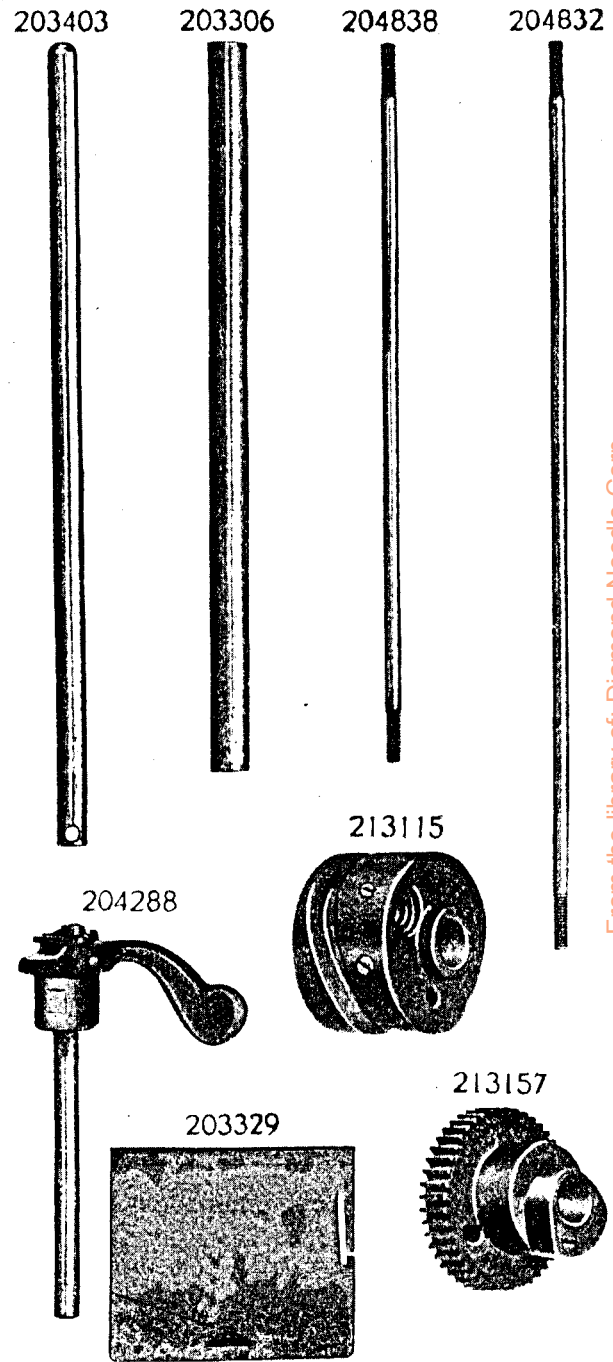


PLATE 13101—ONE-HALF SIZE



From the library of: Diamond Needle Corp

PLATE 13102—FULL SIZE

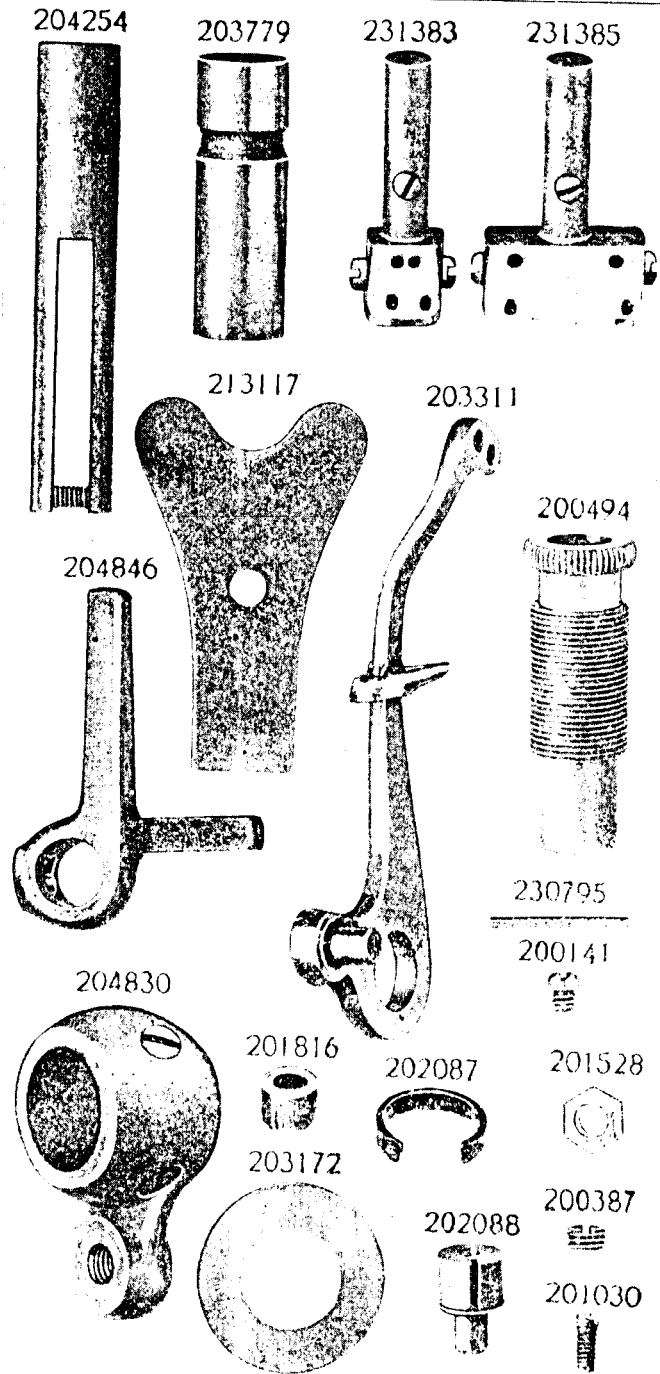


PLATE 13103—FULL SIZE

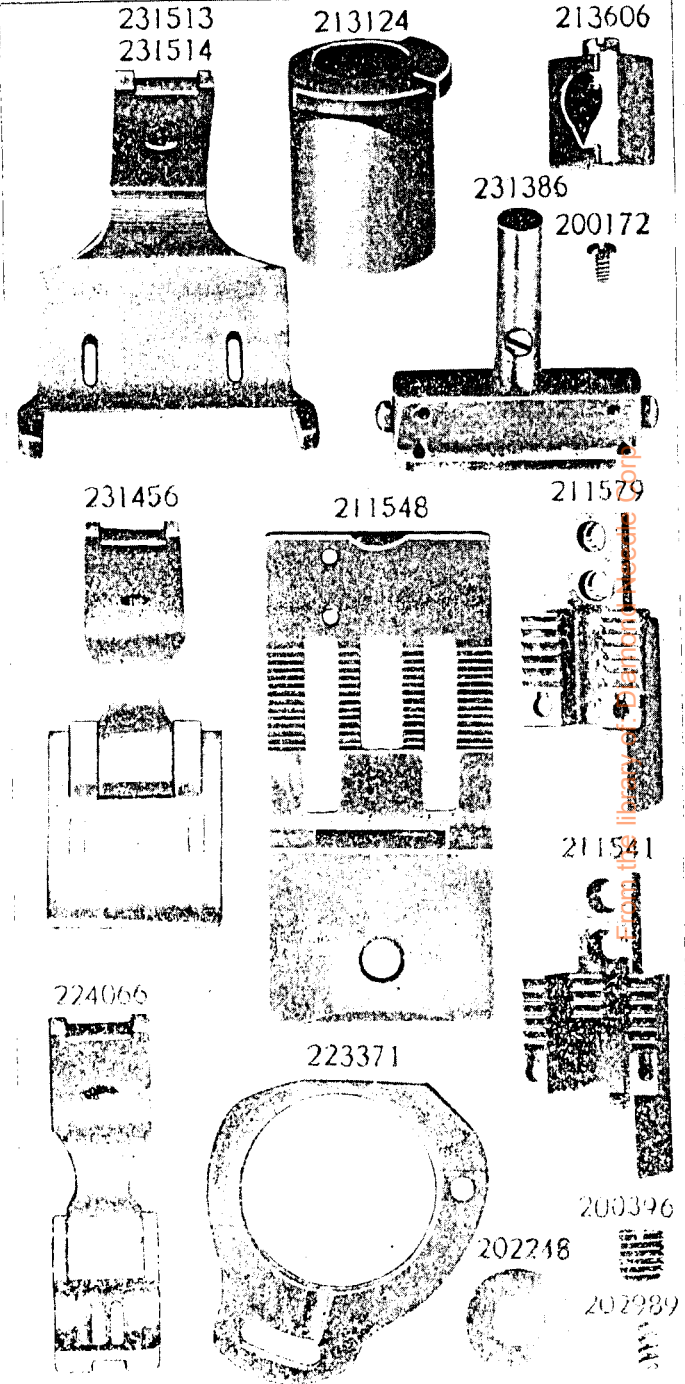
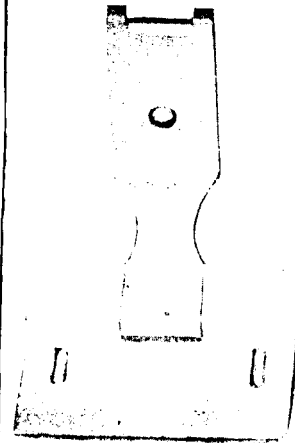
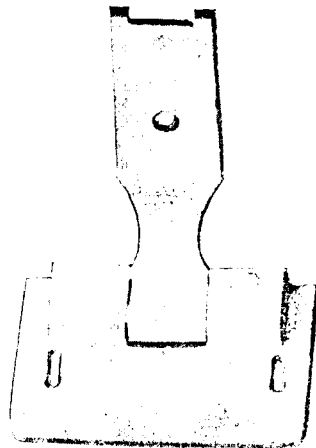


PLATE 14002-FULL SIZE


229402
229911
231472
231474
231476



229404
231478
231480
231482
231484



229406
229892
229904
231486



229408
229906
231488
231490
231492



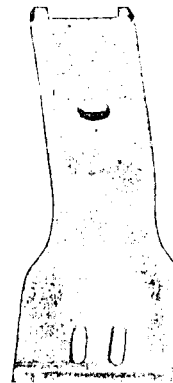


PLATE 14003-FULL SIZE

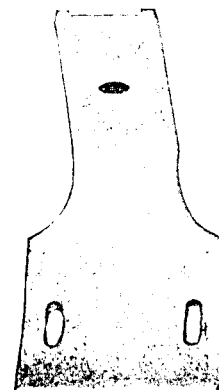
229410
229908
231494
231496
231498



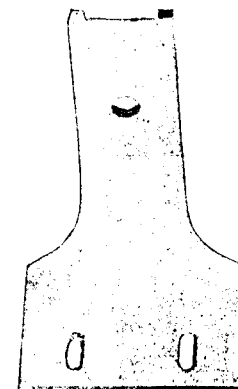
229411



229415



229412



229503



From the library of Diamond Needle Corp

PLATE 14028--FULL SIZE

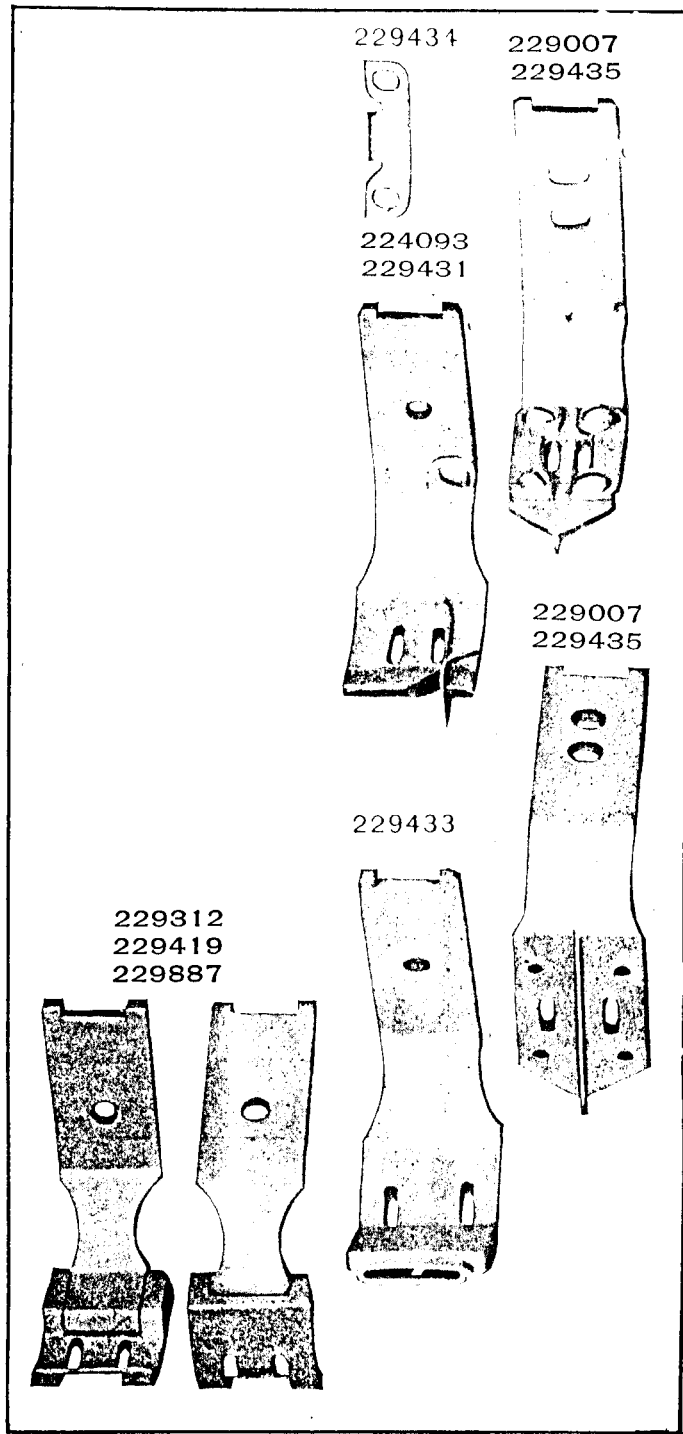


PLATE 14030--FULL SIZE

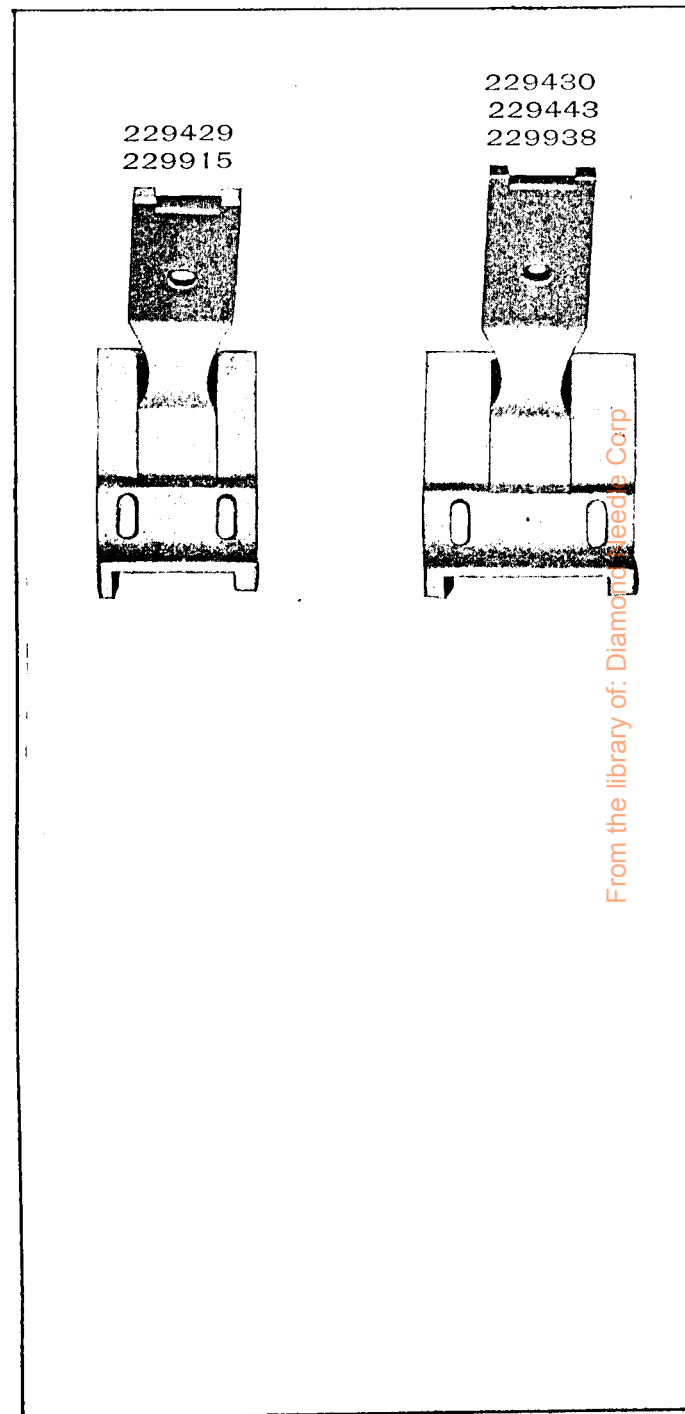



PLATE 14501--FULL SIZE

203701



203701



200068



200130



203703



203703



203704



203704



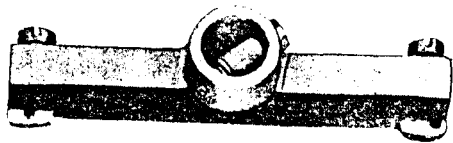
203705



203706



203707



200125

